

DONALA WATER AND SANITATION DISTRICT
Regular BOARD MEETING AGENDA
December 12, 2024

MEETING TIME & PLACE:

1:30 P.M.

DONALA WATER & SANITATION DISTRICT
15850 HOLBEIN DRIVE, COLORADO SPRINGS, CO 80921

Agenda

1. Call to Order
2. Pledge of Allegiance
3. Approval of Agenda
4. Public Comments
5. Minutes from November 21, 2024, Regular Meeting
6. Financial Reports
7. Informational Items:
 - a. February Election Update
 - b. 11D Update and Redrilling a Denver Well
8. Action Items:
 - a. Resolution 2024-8 Calling for the 2025 May District Election and Appointing Designated Election Official
9. Public Hearing – 2025 Budget and Rate & Fee Increases
10. Action Items:
 - a. Resolution 2024-9 Adopt Budget
 - b. Resolution 2024-10 Appropriate Funds
 - c. Resolution 2024-11 Set Mill Levy A
 - d. Resolution 2024-12 Set Mill Levy B
11. Reports:
 - a. General Manager
 - b. Water
 - c. Wastewater
 - d. Consultants
12. Director Comments
13. Public Comment
14. Adjourn.

DONALA WATER AND SANITATION DISTRICT
BOARD OF DIRECTORS
MEETING MINUTES
November 21, 2024

The Board of Directors of the Donala Water and Sanitation District met in regular session at the District's Holbein Water Treatment Facility, 15850 Holbein Drive, El Paso County, Colorado on November 21, 2024, at 1:30 P.M.

Director's Present: Wayne Vanderschuere
Bill George
Kevin Deardorff
Ed Miller
Scott McCulloch-Phone In

Staff Present: Jeff Hodge
Christina Hawker
Carla Edwards
Ronny Wright
Aaron Tolman
Joe Lopez
Cade Pennington

Consultants' Present: Roger Sams (GMS)
Helen Malenda-Lawrence (LRE)
Brett Gracely (LRE)
Nate Eckloff (Piper Sandler)
Mark Valentine (Merrick)
Lauren D'Ambra (LRE)
Todd Cristiano (Raftelis)
Nicki Bartak- GoTo Meeting (Raftelis)

Guests: Jackie Burhans (OCN)
James Howald (OCN)

President Vanderschuere called the meeting to order at 1:30 P.M.

Approval of Agenda:

- Vanderschuere stated one change to the agenda
 - Agenda Item #7 moved to the beginning of the meeting due to time constraints

Public Comment Non-Agenda Items:

- No public comments.

Review of Minutes:

- Minutes from October 10, 2024, Regular Board Meeting accepted.
 - George motioned to approve, Deardorff seconds, all aye.

Review of Financial Statements and Check Summaries:

- Hodge stated that water sales are higher than anticipated.
- Hodge stated we are on track to meet our water and wastewater revenue, budget and expenditure goals.
- Financials from November 21, 2024, accepted.
 - George motioned to approve, Deardorff seconds, all aye.

Water and Wastewater Utility Rate Study

- Hodge stated that the rate study was conducted in an effort to determine rates to ensure that capital expenditures can continue to be paid for, and service provided to the district.
- Hodge stated that Raftelis was retained to do the rate study in September.
- Cristiano presented data showing that older infrastructure is beginning to reach the end of its functional life and needs to be repaired or replaced. This has caused an increase in water and wastewater rates across various districts across the nation.
- Cristiano stated that for the analysis, expenses and revenues for water and wastewater were examined separately.
- Beginning with water revenues and expenditures, Cristiano reviewed some line items that are budgeted for increase due to inflation such as chemicals and salaries.
- Cristiano presented two different financial plans with each having a different capital project as the primary. He stated that expenditures and reserve funds for both plans would be covered with a rate increase of about 5%.
- Regarding wastewater revenue and expenditures, Cristiano stated there are some minor capital projects so an increase of 5% would allow for increased wastewater reserves.
- Cristiano stated that the next step is to determine which financial plan the district would like to pursue.
- Hodge stated that we are going to look at the tiers and look at fixed rates being assessed, as well as the number of gallons in each tier.
- Vanderschuere stated the Cost of Service is typically implemented on January 1st. Currently, we are scheduled to approve the budget, have the rate hearing and approve the rates at the December 12th Board Meeting, which is not a lot of time.
- Hodge stated he thinks we continue to do what we have historically done in the past, following those guidelines along with raising the rate by either 4.5 or 5%.
- Vanderschuere stated he did not believe we want to do a rate change more than one time per year.
- Edwards stated if we change water and sewer rates at the same time in March, (effective April 2025 billing) customers would only see a rate change once per year.
- Vanderschuere stated the board has a couple of items they need to provide direction on for the December Board Meeting and going forward:
 - a. Proposal for a 4.5-5% blanket increase
 - b. Timing of the cost-of-service increase
- Vanderschuere stated Hawker will still need to file our budget officially by December 15th, so a decision will still need to be made by the December 12th Board Meeting.
- Hodge stated we will have Todd back in January or February to discuss further.

Groundwater Review by LRE and Merrick:

- Malenda-Lawrence stated LRE has been working with Donala for several years to understand the quality of equipment and our wells in the field.
- Malenda-Lawrence also discussed the variety of wells and the tanks they feed in the district, along with their operational status currently. She made recommendations for well maintenance and replacements.
- Malenda-Lawrence stated that if these certain maintenance issues are not addressed throughout the district, they will lead to well failures in the near future.
- As Malenda-Lawrence mentioned, pumping equipment for our wells should be replaced every 20-30 years, which is the life expectancy.
- Malenda-Lawrence also discussed a well field supply evaluation LRE performed using our two well fields and separating them using two different demand scenarios.

- Malenda-Lawrence stated LRE recommends Donala considers drilling two Denver wells, with one feeding each plant, if we are going to rely on ground water moving forward. This is to provide flexibility, redundancy, and resiliency to Donala's system.
- Malenda-Lawrence explained what a geological investigation is, why we should have one performed before we decide to drill a new well, and why that is so important.
- Vanderschuere suggested we may look at 3–5-year contracts with CSU as a backup if needed.

Water Report by Ronny Wright:

- Regarding 11D, pumping of the chemicals and the screen cleaning were performed. Around 6 tankers full of debris were removed and hauled off. This part of the process is now complete, and they are beginning to move some of the equipment off site so they can begin moving in new pipe. The VFD is already installed, but the wiring just needs to be finished. The well will be videoed one more time to make sure it is in good condition, next week, before any pipe is installed.
 - Leak on Palm Springs occurred late on Friday night. Pipe was repaired on Monday, the only thing outstanding is the asphalt.
- Break from 3:25pm-3:35pm

Budget Review:

- Hodge stated that adjustments were made to Capital projects and the adjustment to rates so the board can see the difference.
- Vanderschuere stated that we will formally approve the budget and have a rate hearing and approve the rates in anticipation of the rates going into effect on April 1st, 2025, subject to the cost-of-service study that Todd Cristiano is going to put together, at the December 12th Board Meeting.

Resolution 2024-7, Calling for a February 4, 2025, Special Election, Authorizing an Election on the Question of Waiving Term Limits, and Appointing a Designated Election Official:

- George motions to approve and Miller seconds, all aye.

General Manager Report by Jeff Hodge:

- PPRA is working on getting their lease up to 99 years. Also, their IPR project is partially funded to the next stage and moving forward.
- During inclement weather, we are trying to make sure our plants can run at least 3 days without operator intervention to ensure staff safety.

Wastewater Report by Aaron Tolman:

- Influent Equalization Basin #1 mixer is repaired and back in service.
- Continued preparation for the SBR PLC replacement with Merrick, TLECC, and Integrated Control.
- UV Disinfection/Effluent instrumentation has been replaced by Beabout, Brock, Easley.
- E-Coli levels are 12.0 MPN, well under the required levels.
- Total effluent is sitting at around 27.309 million gallons.
- BOD removal was 99% and TSS was 99.0%, which is well above the required minimum of 85%.
- Hydraulic loading is at 41.9% and BOD loading is at 33.8%.

Consultants' Comments:

- Sams stated that mobilization should start on May 1st for the tank coating project.

Directors Comments:

- Vanderschuere stated himself and George attended the elected officials meeting for the Loop earlier in the morning and there were elements of discussion that may affect how the board directs Hodge on that project going forward. There will be more discussion on that in the executive session during the December board meeting.

Public Comment:

- None.

President Vanderschuere entertained a motion to adjourn regular session board meeting and move into Executive Session, CRS§24-6-402(4)(e) Determine Positions Relative to Matters that may be Subject to Negotiations, Developing Strategy for Negotiations, and Instructing Negotiators Regarding the UMCWTF IGA.

- George motions to approve and Deardorff seconds, all aye.

Regular Session Meeting adjourned at 4:21 P.M.

Executive Session discussing CRS§24-6-402(4)(e) Determine Positions Relative to Matters that may be Subject to Negotiations, Developing Strategy for Negotiations, and Instructing Negotiators Regarding the UMCWTF IGA was called to order at 4:28 P.M.

Executive Session Meeting adjourned at 4:41 P.M.

These minutes are respectfully submitted for record by Carla Edwards on December 10, 2024.



Budget Report

	Original Total Budget	Period Activity	Fiscal Activity	Variance Favorable (Unfavorable)	Percent Remaining
Fund: 02 - Water Fund					
Revenue					
02-00-00-40010	Water Sales	3,025,302.00	313,643.36	3,566,558.86	541,256.86
02-00-00-40020	Effluent/Augment	158,000.00	11,018.65	102,675.30	(55,324.70)
02-00-00-40030	Sewer Sales	1,607,894.00	132,443.54	1,458,707.62	(149,186.38)
02-00-00-40060	AVS Revenue	2,975.00	-	2,625.00	(350.00)
02-00-00-41000	Water Tap Fees	-	-	17,409.74	17,409.74
02-00-00-42001	Property Tax	2,653,032.00	-	2,763,428.28	110,396.28
02-00-00-42002	MV/SO Property Tax	175,000.00	23,802.84	226,352.95	51,352.95
02-00-00-43000	Capital Project Interest	160,000.00	-	158,357.87	(1,642.13)
02-00-00-43001	Strategic Planning Interest	50,000.00	-	49,318.92	(681.08)
02-00-00-43002	Operating Reserve Interest	140,000.00	-	122,340.04	(17,659.96)
02-00-00-43003	Property Tax Interest	55,000.00	-	130,258.50	75,258.50
02-00-00-44000	Water Penalty Account	-	230.25	11,322.57	11,322.57
02-00-00-44001	Sewer Penalty Account	-	(1.88)	3,866.74	3,866.74
02-00-00-45000	L.T. Investment Revenue	189,000.00	-	176,153.73	(12,846.27)
02-00-00-47005	Raidum	1,150,000.00	-	75,977.95	(1,074,022.05)
02-00-00-47006	Loop Reimbursement	500,000.00	-	-	(500,000.00)
02-00-00-47400	Triview Waste Plant Rev	957,838.00	-	-	(957,838.00)
02-00-00-47403	Forest Lakes Waste Plant Rev	151,584.00	-	-	(151,584.00)
02-00-00-49900	Miscellaneous Revenue	35,000.00	2,001.12	30,557.39	(4,442.61)
02-00-00-49901	Bond Proceeds	10,000,000.00	-	-	(10,000,000.00)
	Revenue Total:	\$ 21,010,625.00	\$ 483,137.88	\$ 8,895,911.46	\$ (12,114,713.54)
					57.66%
Expense					
02-00-00-54010	Salary-Office	-	-	-	-
02-00-00-54400	457 Plan-Donala Expense	-	-	-	-
02-00-00-54410	Insurance-Health	-	-	-	-
02-00-00-54500	Salary-Board Members	-	-	-	-
02-00-00-56650	Debt Reserve	1,250,000.00	-	-	1,250,000.00
02-01-00-52110	Civil Engineering	-	-	15,124.93	(15,124.93)
02-01-00-54010	Salary-Office	291,138.00	40,632.30	302,361.71	(11,223.71)
02-01-00-54210	Payroll Office Tax	21,835.00	-	-	21,835.00
02-01-00-54400	457 Plan-Donala Expense	20,380.00	2,054.32	23,772.95	(3,392.95)
02-01-00-54410	Insurance-Health	223,881.00	16,572.34	156,645.08	67,235.92
02-01-00-54420	Disability, Life Ins.	14,072.00	-	10,910.13	3,161.87
02-01-00-54430	Identity Protection	2,088.00	140.00	1,560.00	528.00
02-01-00-54450	WASTE PLT./Salary,Taxes	1,087,453.00	-	-	1,087,453.00
02-01-00-54500	Salary-Board Members	6,000.00	538.25	6,136.05	(136.05)
02-01-00-54501	Payroll-Board of Directors	450.00	-	-	450.00
02-01-00-57002	Miscellaneous Expense	5,000.00	-	3,794.31	1,205.69
02-01-00-58001	Credit Card Expense	-	-	77,873.74	(77,873.74)
02-01-00-58005	Office Expenses	61,434.00	18,783.11	72,886.44	(11,452.44)
02-01-00-58010	Large Office Equipment	20,000.00	-	7,504.97	12,495.03
02-01-00-58015	Publication Expenses	5,500.00	-	937.13	4,562.87
02-01-00-58020	Auditing/Accounting Expense	26,500.00	-	26,600.00	(100.00)
02-01-00-58025	County Treas. Fee-G.F.	42,500.00	-	45,687.22	(3,187.22)
02-01-00-58035	Fees, Permits	15,000.00	-	19,661.61	(4,661.61)
02-01-00-58040	Insurance-Bldg.	90,602.00	-	35,372.00	55,230.00
02-01-00-58045	Insurance-Auto Ins.	-	-	15,943.00	(15,943.00)
02-01-00-58055	Insurance_Liability & Auto	-	-	42,060.67	(42,060.67)
02-01-00-58056	Insurance-Workmen's Comp.	20,391.00	227.98	19,293.16	1,097.84
02-01-00-58060	Legal - General	110,000.00	-	41,260.50	68,739.50

Budget Report

		Original	Period	Fiscal	Variance	Percent
		Total Budget	Activity	Activity	Favorable (Unfavorable)	Remaining
02-01-00-58065	Legal - Water	9,000.00	4,487.53	24,775.41	(15,775.41)	
02-01-00-58070	Training Expenses	20,000.00	3,382.22	39,952.17	(19,952.17)	
02-01-00-58075	Contract Services	152,440.00	2,891.45	96,647.75	55,792.25	
02-01-00-58080	Communications	25,000.00	2,357.40	25,242.62	(242.62)	
02-02-00-50100	Water Rights	60,000.00	-	-	60,000.00	
02-02-00-52000	Repair & Maintenance- General	200,000.00	8,166.87	151,767.58	48,232.42	
02-02-00-52010	Tools & Equipment	15,000.00	-	-	15,000.00	
02-02-00-52070	Water and Well Engineering	420,000.00	31,373.45	152,685.72	267,314.28	
02-02-00-52110	Civil Engineering	111,500.00	18,931.98	111,117.94	382.06	
02-02-00-53000	Trucks-Jet Vac	-	-	2,753.80	(2,753.80)	
02-02-00-53006	Fuel	15,000.00	898.71	10,481.56	4,518.44	
02-02-00-53012	Truck Maintenance	38,000.00	6,975.36	17,254.63	20,745.37	
02-02-00-54020	Salary-Water Operations	510,263.59	74,005.49	598,358.85	(88,095.26)	
02-02-00-54220	Payroll-Water Tax	38,270.00	-	-	38,270.00	
02-02-00-54400	457 Plan-Donala Expense	35,718.00	4,440.96	35,469.61	248.39	
02-02-00-54410	Insurance-Health	-	-	16,719.38	(16,719.38)	
02-02-00-54451	Triview Waste Plant Exp	957,838.00	-	-	957,838.00	
02-02-00-54452	Forest Lakes Waste Plant Ex	151,584.00	-	-	151,584.00	
02-02-00-56610	CWRPDA Principal \$5M	276,522.00	-	275,902.00	620.00	
02-02-00-56615	CWAP Interest-\$5M	35,085.82	-	42,435.28	(7,349.46)	
02-02-00-56620	2020 Bond B	210,000.00	-	210,000.00	-	
02-02-00-56625	2020 Bond B INT	104,613.50	-	104,613.50	-	
02-02-00-56635	2020 Bond A INT	116,850.00	-	116,850.00	-	
02-02-00-57002	Miscellaneous Expense	5,000.00	157.49	2,944.74	2,055.26	
02-02-00-57100	Tabor Reserves	330,252.74	-	-	330,252.74	
02-02-00-57110	Contingency Exp	100,000.00	-	-	100,000.00	
02-02-00-58065	Legal - Water	-	-	8,316.00	(8,316.00)	
02-02-00-58070	Training Expenses	15,000.00	475.00	6,236.72	8,763.28	
02-02-00-58075	Contract Services	29,500.00	2,082.07	28,382.73	1,117.27	
02-02-00-60000	Capital Projects - General	533,000.00	-	88,000.00	445,000.00	
02-02-00-60001	Capital Reimbursement Bond	10,000,000.00	-	-	10,000,000.00	
02-02-00-60002	Radium Removal	1,150,000.00	1,235.85	311,772.62	838,227.38	
02-02-00-60003	Loop Group	500,000.00	-	240.00	499,760.00	
02-02-01-52000	Repair & Maintenance - SCADA	-	4,169.99	69,620.94	(69,620.94)	
02-02-41-52000	Repair & Maintenance	13,000.00	-	-	13,000.00	
02-02-41-52010	Tools & Equipment	5,000.00	-	-	5,000.00	
02-02-41-52030	Residuals Management	50,000.00	6,512.92	57,899.07	(7,899.07)	
02-02-41-55030	Natural Gas	1,815.00	45.30	685.15	1,129.85	
02-02-43-52000	Repair & Maintenance	5,000.00	-	2,142.03	2,857.97	
02-02-43-52010	Tools & Equipment	5,000.00	-	-	5,000.00	
02-02-43-55030	Natural Gas	4,300.00	77.50	1,409.47	2,890.53	
02-02-45-51009	Hazardous Materials Charges	125.00	0.25	4.00	121.00	
02-02-45-51015	Caustic Soda	12,800.00	2,707.23	24,325.07	(11,525.07)	
02-02-45-51030	Chlorine (Sodium Hypochloride)	6,600.00	264.79	4,586.64	2,013.36	
02-02-45-51040	Potassium Permanganate	1,375.00	-	715.00	660.00	
02-02-45-51060	Lab & Analytical Equip	10,000.00	-	8,798.79	1,201.21	
02-02-45-51070	Lab Tests	12,000.00	-	3,137.49	8,862.51	
02-02-45-51080	Chem-Other	1,033.00	175.80	1,754.16	(721.16)	
02-02-45-52000	Repair & Maintenance	50,000.00	-	14,887.55	35,112.45	
02-02-45-52010	Tools & Equipment	10,000.00	-	-	10,000.00	
02-02-45-55010	Utilities-Electric	71,240.00	8,686.00	73,209.00	(1,969.00)	
02-02-45-55030	Natural Gas	880.00	20.42	308.16	571.84	
02-02-45-60000	Capital Projects	39,800.00	-	26,878.75	12,921.25	
02-02-47-51000	Acetylene	635.00	73.78	718.70	(83.70)	
02-02-47-51009	Hazardous Materials Charges	415.00	41.16	415.10	(0.10)	
02-02-47-51015	Caustic Soda	9,100.00	378.40	8,361.69	738.31	
02-02-47-51020	Oxygen	620.00	66.34	646.70	(26.70)	
02-02-47-51030	Chlorine (Sodium Hypochlorade)	4,500.00	190.00	5,166.96	(666.96)	

Budget Report

		Original	Period	Fiscal	Variance	
		Total Budget	Activity	Activity	Favorable	Percent
					(Unfavorable)	Remaining
02-02-47-51040	Potassium Permanganate	3,500.00	-	1,430.00	2,070.00	
02-02-47-51060	Lab & Analytical Equip	10,000.00	-	13,020.31	(3,020.31)	
02-02-47-51070	Lab Tests	12,000.00	809.19	11,473.67	526.33	
02-02-47-51080	Chem-Other	930.00	19.99	787.68	142.32	
02-02-47-52000	Repair & Maintenance	50,000.00	-	9,745.23	40,254.77	
02-02-47-52010	Tools & Equipment	10,000.00	-	1,849.47	8,150.53	
02-02-47-52110	Civil Engineering	-	-	3,417.50	(3,417.50)	
02-02-47-55010	Utililities-Electric	60,918.00	5,500.00	61,788.00	(870.00)	
02-02-47-55030	Natural Gas	3,800.00	70.87	1,020.42	2,779.58	
02-02-47-60000	Capital Projects	75,900.00	-	26,326.00	49,574.00	
02-02-49-52000	Repair & Maintenance	7,500.00	-	-	7,500.00	
02-02-49-55010	Utililities-Electric	2,600.00	124.00	1,802.00	798.00	
02-02-49-55030	Natural Gas	300.00	26.71	258.67	41.33	
02-02-49-60000	Capital Projects	20,000.00	-	-	20,000.00	
02-02-93-58080	Communications	4,800.00	199.36	2,473.69	2,326.31	
02-03-71-52000	Repair & Maintenance	12,000.00	-	10,783.50	1,216.50	
02-03-71-55010	Utililities-Electric	2,700.00	287.00	3,440.00	(740.00)	
02-03-71-60000	Capital Projects	55,000.00	-	-	55,000.00	
02-03-73-52000	Repair & Maintenance	10,000.00	1,930.00	10,160.64	(160.64)	
02-03-73-55010	Utililities-Electric	5,200.00	351.23	4,477.67	722.33	
02-03-73-60000	Capital Projects	55,000.00	-	-	55,000.00	
02-03-75-52000	Repair & Maintenance	10,000.00	-	-	10,000.00	
02-03-75-55010	Utililities-Electric	150.00	-	-	150.00	
02-04-01-52000	Repair & Maintenance	250,000.00	-	-	250,000.00	
02-04-01-55010	Utililities-Electric	50,596.00	199.00	31,931.00	18,665.00	
02-04-01-60000	Capital Projects	-	-	23,700.00	(23,700.00)	
02-04-03-52000	Repair & Maintenance	10,000.00	-	-	10,000.00	
02-04-03-60000	Capital Projects	39,000.00	-	-	39,000.00	
02-04-05-52000	Repair & Maintenance	10,000.00	-	-	10,000.00	
02-04-05-60000	Capital Projects	39,000.00	-	-	39,000.00	
02-04-07-52000	Repair & Maintenance	10,000.00	-	-	10,000.00	
02-04-07-55010	Utililities-Electric	15,536.00	449.00	8,452.00	7,084.00	
02-04-07-60000	Capital Projects	39,000.00	-	-	39,000.00	
02-04-09-52000	Repair & Maintenance	10,000.00	-	-	10,000.00	
02-04-13-52000	Repair & Maintenance	10,000.00	-	-	10,000.00	
02-04-13-55010	Utililities-Electric	50,450.00	5,744.00	43,703.00	6,747.00	
02-04-15-52000	Repair & Maintenance	250,000.00	-	-	250,000.00	
02-04-15-55010	Utililities-Electric	49,724.00	422.00	39,653.00	10,071.00	
02-04-15-60000	Capital Projects	-	7,500.00	7,500.00	(7,500.00)	
02-04-17-52000	Repair & Maintenance	10,000.00	-	-	10,000.00	
02-04-17-55010	Utililities-Electric	13,015.00	449.00	10,389.00	2,626.00	
02-04-17-60000	Capital Projects	-	-	25,700.00	(25,700.00)	
02-04-19-52000	Repair & Maintenance	10,000.00	-	-	10,000.00	
02-04-19-55010	Utililities-Electric	33,568.00	349.00	46,739.00	(13,171.00)	
02-04-19-55030	Natural Gas	660.00	26.71	350.11	309.89	
02-04-21-55010	Utililities-Electric	22,229.00	-	-	22,229.00	
02-04-23-52000	Repair & Maintenance	10,000.00	-	-	10,000.00	
02-04-23-55010	Utililities-Electric	16,051.00	136.00	5,068.00	10,983.00	
02-04-25-52000	Repair & Maintenance	10,000.00	-	128,919.04	(118,919.04)	
02-04-25-55010	Utililities-Electric	-	9,680.42	21,943.16	(21,943.16)	
02-04-25-60000	Capital Projects	-	-	238,869.62	(238,869.62)	
02-04-61-52000	Repair & Maintenance	7,500.00	-	17,870.85	(10,370.85)	
02-04-61-55010	Utililities-Electric	2,000.00	89.00	1,752.00	248.00	
02-04-61-60000	Capital Projects	351,417.00	-	126,460.00	224,957.00	
02-04-63-52000	Repair & Maintenance	7,500.00	-	-	7,500.00	
02-04-63-60000	Capital Projects	351,417.00	-	-	351,417.00	
02-04-65-52000	Repair & Maintenance	7,500.00	-	-	7,500.00	
02-04-65-60000	Capital Projects	351,417.00	-	-	351,417.00	

Budget Report

		Original	Period	Fiscal	Variance	
		Total Budget	Activity	Activity	Favorable	Percent
					(Unfavorable)	Remaining
02-04-81-52000	Repair & Maintenance	6,000.00	-	3,242.94	2,757.06	
02-04-81-55010	Utilities-Electric	24,090.00	1,508.00	17,140.00	6,950.00	
02-04-81-60000	Capital Projects	17,000.00	-	-	17,000.00	
02-04-83-52000	Repair & Maintenance	6,000.00	-	-	6,000.00	
02-04-83-55030	Natural Gas	1,250.00	48.40	584.33	665.67	
02-04-83-60000	Capital Projects	17,000.00	-	-	17,000.00	
02-04-85-52000	Repair & Maintenance	6,000.00	-	-	6,000.00	
02-04-85-55010	Utilities-Electric	-	1,582.00	15,457.00	(15,457.00)	
02-04-85-55030	Natural Gas	380.00	25.45	256.15	123.85	
02-04-85-60000	Capital Projects	17,000.00	-	6,700.00	10,300.00	
02-04-91-59900	Colo. Spgs Util Convey, Treat, Delive	997,051.17	15,294.47	194,680.90	802,370.27	
02-04-91-59901	Pueblo Water Lease Agmt.	-	-	157,390.69	(157,390.69)	
02-04-93-52000	Repair & Maintenance	100,000.00	-	-	100,000.00	
Expense Total:		\$ 23,431,748.82	\$ 317,040.81	\$ 5,048,682.87	\$ 18,383,065.95	78.45%

Fund: 03 - Wastewater Fund

Revenue

03-00-00-47001	FL O & M Payments	151,584.38	14,489.98	138,655.24	12,929.14	
03-00-00-48003	PD-DWSD Salary, Taxes	1,087,453.13	66,841.35	686,293.82	401,159.31	
03-00-00-49000	Miscellaneous Revenue	-	3,701.39	4,706.69	(4,706.69)	
03-50-00-47000	Triview O & M Payments	957,837.50	67,436.42	687,128.24	270,709.26	
Revenue Total:		\$ 2,196,875.01	\$ 152,469.14	\$ 1,516,783.99	\$ 680,091.02	30.96%

Expense

03-00-00-52110	Civil Engineering	-	-	724.20	(724.20)	-
03-50-00-51011	Magnesium Hydroxide	55,000.00	9,125.60	72,598.40	(17,598.40)	(32.00)
03-50-00-51050	Polymer	32,000.00	5,723.52	31,138.09	861.91	2.69
03-50-00-51060	Lab & Analytical Equip	31,500.00	1,972.19	20,686.62	10,813.38	34.33
03-50-00-51070	Lab Tests	43,200.00	5,830.14	43,509.37	(309.37)	(0.72)
03-50-00-52000	Repair & Maintenance	315,703.00	14,686.64	298,893.09	16,809.91	5.32
03-50-00-52010	Tools & Equipment	200,000.00	-	-	200,000.00	100.00
03-50-00-52020	Biosolids Hauling	150,000.00	6,601.35	104,294.85	45,705.15	30.47
03-50-00-52050	Engineering-WP	11,000.00	-	681.60	10,318.40	93.80
03-50-00-52060	AFCURE	45,600.00	1,375.00	12,700.00	32,900.00	72.15
03-50-00-53006	Fuel	3,020.00	201.05	1,417.32	1,602.68	53.07
03-50-00-53012	Truck Maintenance	5,000.00	-	-	5,000.00	100.00
03-50-00-54030	Salary-Regional WWTF	582,260.20	66,827.14	433,495.06	148,765.14	25.55
03-50-00-54230	Payroll-Regional	43,669.50	-	-	43,669.50	100.00
03-50-00-54400	457 Plan-Donala Expense	40,758.20	3,998.43	32,763.39	7,994.81	19.62
03-50-00-54410	Insurance-Health	148,305.00	8,670.98	111,990.25	36,314.75	24.49
03-50-00-54420	Disability, Life Ins.	6,702.00	-	4,457.95	2,244.05	33.48
03-50-00-54430	Identity Protection	780.00	30.00	342.00	438.00	56.15
03-50-00-55010	Utilities-Electric	221,104.00	20,385.71	209,160.65	11,943.35	5.40
03-50-00-55020	Propane	60,000.00	-	24,867.03	35,132.97	58.55
03-50-00-57002	Miscellaneous Expense	2,500.00	-	1,065.60	1,434.40	57.38
03-50-00-57110	Contingency Exp	50,000.00	-	-	50,000.00	100.00
03-50-00-58005	Office Expenses	3,300.00	400.50	3,672.07	(372.07)	(11.27)
03-50-00-58015	Publication Expenses	600.00	-	-	600.00	100.00
03-50-00-58035	Fees, Permits	10,000.00	-	24,148.32	(14,148.32)	(141.48)
03-50-00-58040	Insurance-Bldg.	40,545.00	-	37,695.00	2,850.00	7.03
03-50-00-58045	Insurance-Auto Ins.	-	-	2,124.00	(2,124.00)	-
03-50-00-58055	Insurance_Liability & Auto	-	-	7,170.00	(7,170.00)	-
03-50-00-58056	Insurance-Workmen's Comp.	11,328.00	-	10,855.33	472.67	4.17
03-50-00-58060	Legal - General	3,000.00	-	-	3,000.00	100.00
03-50-00-58070	Training Expenses	7,500.00	258.00	8,308.43	(808.43)	(10.78)
03-50-00-58075	Contract Services	24,500.00	1,646.30	21,526.32	2,973.68	12.14
03-50-00-58080	Communications	8,000.00	1,035.20	9,245.37	(1,245.37)	(15.57)

Budget Report

		Original	Period	Fiscal	Variance	Percent
		Total Budget	Activity	Activity	Favorable (Unfavorable)	Remaining
<u>03-50-00-60500</u>	Capital Projects	40,000.00	-	11,293.50	28,706.50	
Expense Total:		\$ 2,196,874.90	\$ 148,767.75	\$ 1,540,823.81	\$ 656,051.09	29.86%



Board Expense Report

By Fund

Payable Dates 11/1/2024 - 11/30/2024

Vendor Name	Payment Number	Post Date	Description (Item)	Account Number	Amount
Fund: 02 - Water Fund					
Comcast Business	11790	11/14/2024	November fiberline	02-01-00-58080	705.30
Wex Bank	11809	11/14/2024	October fuel expenses	02-02-00-53006	559.46
Merrick	11798	11/14/2024	ASR Civil Site Analysis	02-02-00-52110	930.00
Merrick	11798	11/14/2024	District on-call	02-02-00-52110	14,531.98
Merrick	11798	11/14/2024	SCADA System Master Plan	02-02-00-52110	3,470.00
Falcon Environmental Corp.	11791	11/14/2024	FogRod Controller	02-03-73-52000	550.00
Falcon Environmental Corp.	11791	11/14/2024	FOGRod with cable, cleaning b	02-03-73-52000	1,380.00
Utility Notification Center Of	11808	11/14/2024	October 811 calls - ID 24150	02-02-00-58075	58.05
Frontier It	11796	11/14/2024	Monthly billing November	02-01-00-58075	1,824.90
Raftelis	11800	11/14/2024	Cost of services analysis	02-01-00-58005	6,887.50
SHB Inc.	11802	11/14/2024	Qtr RSO survey and report & li	02-02-41-52030	2,250.00
Usa Blue Book	11806	11/14/2024	IntelliDoX Enabler Kit	02-02-00-52000	300.60
Airgas Usa, Llc	11784	11/14/2024	Cylinder rental Acetylene & Ox	02-02-47-51000	73.78
Airgas Usa, Llc	11784	11/14/2024	Cylinder rental Acetylene & Ox	02-02-47-51009	41.16
Airgas Usa, Llc	11784	11/14/2024	Cylinder rental Acetylene & Ox	02-02-47-51020	66.34
Answer-Rite Telecommunicatic	11785	11/14/2024	November answering service	02-01-00-58075	115.00
Landscape Endeavors, Inc.	11797	11/14/2024	November landscaping	02-02-00-52000	4,125.00
Pilot Travel Centers LLC	DFT0000878	11/14/2024	November fuel expenses	02-02-00-53006	150.60
Usic Locating Services Llc	11807	11/14/2024	October locate services	02-02-00-58075	1,295.58
Uchealth Medical Group	11805	11/14/2024	Non-DOT UDS	02-01-00-58005	25.00
PVS DX, INC	11799	11/14/2024	Caustic soda & chlorine	02-02-45-51009	0.25
PVS DX, INC	11799	11/14/2024	Caustic soda & chlorine	02-02-45-51015	2,707.23
PVS DX, INC	11799	11/14/2024	Caustic soda & chlorine	02-02-45-51030	264.79
PVS DX, INC	11799	11/14/2024	Caustic soda & chlorine	02-02-45-51080	175.80
PVS DX, INC	11799	11/14/2024	Caustic soda	02-02-47-51015	378.40
PVS DX, INC	11799	11/14/2024	Caustic soda	02-02-47-51080	19.99
Badger Meter, Inc.	11786	11/14/2024	Service agreement for mobile li	02-01-00-58005	2,200.00
Timber Line Electric & Control	11803	11/14/2024	5069 IF8 cards	02-02-01-52000	2,410.00
Timber Line Electric & Control	11803	11/14/2024	Not able to log into tablet	02-02-01-52000	255.00
Timber Line Electric & Control	11803	11/14/2024	Power supply replacement	02-02-01-52000	1,504.99
Tri-Lakes Printing	11804	11/14/2024	November billing	02-01-00-58005	1,467.11
Tri-Lakes Printing	11804	11/14/2024	October billing	02-01-00-58005	1,464.61
Faris Machinery	11792	11/14/2024	Engine oil and filters	02-02-00-53012	639.99
PVS DX, INC	11799	11/14/2024	Chlorine	02-02-47-51030	190.00
Front Range CPR & First Aid	11795	11/14/2024	First AID/CPR Training	02-01-00-58005	550.00
Comcast	11789	11/14/2024	Internet@ RHull thru 12/03/24	02-01-00-58080	126.03
Service Uniform Rental	11801	11/14/2024	Uniform maintenance 10/22/2	02-02-00-58075	148.11
Service Uniform Rental	11801	11/14/2024	Uniform maintenance 10/15/2	02-02-00-58075	148.11
Service Uniform Rental	11801	11/14/2024	Uniform maintenance 10/08/2	02-02-00-58075	148.11
Service Uniform Rental	11801	11/14/2024	Uniform maintenance 10/01/2	02-02-00-58075	148.11
Colorado Springs Utilities	11787	11/14/2024	Gas@ Maintenance thru 10/2	02-02-43-55030	77.50
Colorado Springs Utilities	11787	11/14/2024	Electric@ Northgate thru 10/2	02-03-73-55010	77.16
Colorado Springs Utilities	11787	11/14/2024	Gas@ RHull thru 10/28/24	02-02-45-55030	20.42
Colorado Springs Utilities	DFT0000879	11/14/2024	Water Regional System Availat	02-04-91-59900	15,294.47
First Citiznes Bank & Trust Co	11793	11/14/2024	Lease on Kyocera copier	02-01-00-58075	207.06
Lincoln Life	DFT0000870	11/15/2024	Employee 457 Contribution	02-00-00-24003	460.78
Lincoln Life	DFT0000870	11/15/2024	Employee 457 Contribution	02-02-00-24003	389.00
Lincoln Life	DFT0000871	11/15/2024	Employee 457 Contribution	02-00-00-24003	148.85
Lincoln Life	DFT0000871	11/15/2024	Employee 457 Contribution	02-02-00-24003	555.48
Lincoln Life	DFT0000872	11/15/2024	457 Contributions	02-00-00-24003	820.70
Lincoln Life	DFT0000872	11/15/2024	457 Contributions	02-02-00-24003	1,497.20
Colorado Department of Reven	DFT0000876	11/15/2024	State Income Tax Withholding	02-00-00-24001	509.27
Colorado Department of Reven	DFT0000876	11/15/2024	State Income Tax Withholding	02-02-00-24001	952.00

Board Expense Report

Payable Dates: 11/1/2024 - 11/30/2024

Vendor Name	Payment Number	Post Date	Description (Item)	Account Number	Amount
Internal Revenue Service	DFT0000873	11/15/2024	Social Security	02-00-00-24000	1,625.36
Internal Revenue Service	DFT0000873	11/15/2024	Social Security	02-02-00-24000	3,002.80
Internal Revenue Service	DFT0000874	11/15/2024	Medicare	02-00-00-24000	380.14
Internal Revenue Service	DFT0000874	11/15/2024	Medicare	02-02-00-24000	702.26
Internal Revenue Service	DFT0000875	11/15/2024	Federal Income Tax Withholdir	02-00-00-24002	1,527.72
Internal Revenue Service	DFT0000875	11/15/2024	Federal Income Tax Withholdir	02-02-00-24002	2,876.39
Cebt	DFT0000887	11/25/2024	December health insurance pri	02-00-00-54410	16,572.34
Hpe, Inc.	11820	11/25/2024	November preventive mainten	02-02-00-58075	136.00
Pinnacol Assurance	11825	11/25/2024	Workers compensation	02-01-00-58056	227.98
Comcast Business	11816	11/25/2024	Office phone bill	02-01-00-58080	718.12
A & E Tire	11831	11/25/2024	Tires for the Vac Truck	02-02-00-53012	5,618.24
Co Analytical Labs, Inc.	11813	11/25/2024	Water tests dated 11/06/24	02-02-47-51070	455.00
Martin and Wood Water Const	11823	11/25/2024	21CW3058/ 21CW3082 Triviev	02-01-00-58065	1,897.50
Layne Christensen Company	11821	11/25/2024	Pressure transducer - Well 9A	02-04-15-60000	7,500.00
LRE Water	11822	11/25/2024	Groundwater services	02-02-00-52070	6,237.50
LRE Water	11822	11/25/2024	Water rights accounting	02-02-00-52070	2,250.75
LRE Water	11822	11/25/2024	On-call services	02-02-00-52070	22,885.20
Colorado Rural Water Assoc.	11814	11/25/2024	Annual membership dues	02-02-00-58070	475.00
Radiation Pros Llc	11826	11/25/2024	Radioactive materials licensing	02-02-41-52030	4,262.92
Pelouze Technologies	11824	11/25/2024	Dress ans re-terminate data ca	02-01-00-58005	548.01
Pelouze Technologies	11824	11/25/2024	Labeled jacks in office	02-01-00-58005	157.50
Axis	11811	11/25/2024	Base & usage charge Kyocera c	02-01-00-58005	123.39
Axis	11811	11/25/2024	Base & usage charge Kyocera c	02-01-00-58075	16.00
Ross Robinson	11827	11/25/2024	Battery for Chevy Colorado	02-02-00-53012	209.08
Hayes Poznanovic Korver Llc	11819	11/25/2024	October legal	02-01-00-58065	2,590.03
GEL Laboratories LLC	11818	11/25/2024	Radium tests	02-02-00-60002	1,235.85
Pilot Travel Centers LLC	DFT0000889	11/25/2024	November fuel expenses	02-02-00-53006	93.25
Pilot Travel Centers LLC	DFT0000888	11/25/2024	November fuel expenses	02-02-00-53006	95.40
Sbs Services Group Llc	11828	11/25/2024	December janitorial services	02-01-00-58075	321.50
Verizon Wireless	11830	11/25/2024	Willow creek data plan	02-02-93-58080	199.36
Tri-Lakes Printing	11829	11/25/2024	March billing	02-01-00-58005	1,416.36
Aura Sub LLC	11810	11/25/2024	Identity protection	02-01-00-54430	140.00
Black Hills Energy	11812	11/25/2024	Gas@ Homeland Ct. thru 11/0/0	02-02-41-55030	45.30
Black Hills Energy	11812	11/25/2024	Gas@ Holbein Dr. thru 11/08/;	02-02-47-55030	70.87
Black Hills Energy	11812	11/25/2024	Gas@ Pauma Valley thru 11/0/0	02-02-49-55030	26.71
Black Hills Energy	11812	11/25/2024	Gas@ Red Fox Ln. thru 11/08/;	02-04-19-55030	26.71
Black Hills Energy	11812	11/25/2024	Gas@ Jessie thru 11/08/24	02-04-83-55030	48.40
Black Hills Energy	11812	11/25/2024	Gas@ Latrobe Ct. thru 11/08/;	02-04-85-55030	25.45
Comcast	11815	11/25/2024	Internet@ Holbein Dr. thru 12/;	02-01-00-58080	438.34
Comcast	11815	11/25/2024	Internet@ Maintenance thru 10	02-01-00-58080	126.03
Mountain View Electric Assn.	DFT0000890	11/25/2024	400 RHull thru 11/01/24	02-02-45-55010	8,686.00
Mountain View Electric Assn.	DFT0000890	11/25/2024	1700 Holbein thru 11/01/24	02-02-47-55010	5,500.00
Mountain View Electric Assn.	DFT0000890	11/25/2024	6507 Pauma Valley thru 11/01/	02-02-49-55010	124.00
Mountain View Electric Assn.	DFT0000890	11/25/2024	1100 FRLift thru 11/01/24	02-03-71-55010	287.00
Mountain View Electric Assn.	DFT0000890	11/25/2024	1501 Northgate thru 11/01/24	02-03-73-55010	274.07
Mountain View Electric Assn.	DFT0000890	11/25/2024	200 Well 2 thru 11/01/24	02-04-01-55010	199.00
Mountain View Electric Assn.	DFT0000890	11/25/2024	500 Jessie thru 11/01/24	02-04-07-55010	449.00
Mountain View Electric Assn.	DFT0000890	11/25/2024	1800 Well 8 A thru 11/01/24	02-04-13-55010	5,744.00
Mountain View Electric Assn.	DFT0000890	11/25/2024	100 Well 9A thru 11/01/24	02-04-15-55010	422.00
Mountain View Electric Assn.	DFT0000890	11/25/2024	1400 Well 11 thru 10/31/24	02-04-17-55010	449.00
Mountain View Electric Assn.	DFT0000890	11/25/2024	1200 Well 12 thru 11/01/24	02-04-19-55010	349.00
Mountain View Electric Assn.	DFT0000890	11/25/2024	5300 Well 14 thru 11/01/24	02-04-23-55010	136.00
Mountain View Electric Assn.	DFT0000890	11/25/2024	0300 Well 16A thru 11/01/24	02-04-25-55010	7,802.92
Mountain View Electric Assn.	DFT0000890	11/25/2024	3101 Baptist thru 11/01/24	02-04-61-55010	89.00
Mountain View Electric Assn.	DFT0000890	11/25/2024	1000 Baptist Booster thru 11/C	02-04-81-55010	1,508.00
Mountain View Electric Assn.	DFT0000890	11/25/2024	300 Latrobe thru 11/01/24	02-04-85-55010	1,582.00
Fermin Vialpando Jr	11817	11/25/2024	Waiting for locate services	02-01-00-58005	13.07
JPMorgan Chase Bank NA	DFT0000892	11/27/2024	September Credit Card	02-01-00-58005	3,930.56
JPMorgan Chase Bank NA	DFT0000892	11/27/2024	September Credit Card	02-01-00-58070	847.22
JPMorgan Chase Bank NA	DFT0000892	11/27/2024	September Credit Card	02-01-00-58075	406.99

Board Expense Report

Payable Dates: 11/1/2024 - 11/30/2024

Vendor Name	Payment Number	Post Date	Description (Item)	Account Number	Amount
JPMorgan Chase Bank NA	DFT0000892	11/27/2024	September Credit Card	02-01-00-58080	243.58
JPMorgan Chase Bank NA	DFT0000892	11/27/2024	September Credit Card	02-02-00-52000	3,741.27
JPMorgan Chase Bank NA	DFT0000892	11/27/2024	September Credit Card	02-02-00-53012	508.05
JPMorgan Chase Bank NA	DFT0000892	11/27/2024	September Credit Card	02-02-00-57002	157.49
JPMorgan Chase Bank NA	DFT0000892	11/27/2024	September Credit Card	02-02-47-51070	354.19
JPMorgan Chase Bank NA	DFT0000892	11/27/2024	September Credit Card	02-04-25-55010	1,877.50
Lincoln Life	DFT0000880	11/30/2024	Employee 457 Contribution	02-00-00-24003	460.79
Lincoln Life	DFT0000880	11/30/2024	Employee 457 Contribution	02-02-00-24003	389.00
Lincoln Life	DFT0000881	11/30/2024	Employee 457 Contribution	02-00-00-24003	131.22
Lincoln Life	DFT0000881	11/30/2024	Employee 457 Contribution	02-02-00-24003	559.07
Lincoln Life	DFT0000882	11/30/2024	457 Contributions	02-00-00-24003	793.43
Lincoln Life	DFT0000882	11/30/2024	457 Contributions	02-02-00-24003	1,482.91
Colorado Department of Reven	DFT0000886	11/30/2024	State Income Tax Withholding	02-00-00-24001	487.51
Colorado Department of Reven	DFT0000886	11/30/2024	State Income Tax Withholding	02-02-00-24001	894.00
Internal Revenue Service	DFT0000883	11/30/2024	Social Security	02-00-00-24000	1,489.56
Internal Revenue Service	DFT0000883	11/30/2024	Social Security	02-02-00-24000	2,845.72
Internal Revenue Service	DFT0000884	11/30/2024	Medicare	02-00-00-24000	365.36
Internal Revenue Service	DFT0000884	11/30/2024	Medicare	02-02-00-24000	665.52
Internal Revenue Service	DFT0000885	11/30/2024	Federal Income Tax Withholdir	02-00-00-24002	1,467.89
Internal Revenue Service	DFT0000885	11/30/2024	Federal Income Tax Withholdir	02-02-00-24002	2,649.08
Fund 02 - Water Fund Total:					\$ 222,963.50

Board Expense Report

Payable Dates: 11/1/2024 - 11/30/2024

Vendor Name	Payment Number	Post Date	Description (Item)	Account Number	Amount
Fund: 03 - Wastewater Fund					
Waste Management	10864	11/14/2024	October screenings hauls	03-50-00-52020	3,644.53
Law Firm Of Connie H. King,Llc	10858	11/14/2024	October professional services	03-50-00-52060	1,375.00
Garrison Minerals Llc	10857	11/14/2024	Magnesium hydroxide	03-50-00-51011	9,125.60
Frontier It	10856	11/14/2024	Monthly billing November	03-50-00-58075	1,085.00
Remco Equipment Company	10860	11/14/2024	Oil for Dynasand compressor's	03-50-00-52000	408.00
Seacrest Group	10861	11/14/2024	Chronic biomonitoring tests	03-50-00-51070	2,476.00
Water Technology Group	10865	11/14/2024	Submersible pump install	03-50-00-52000	4,005.50
Energy Laboratories, Inc	10854	11/14/2024	TENORM testing	03-50-00-51070	442.00
Pilot Travel Centers LLC	DFT0000877	11/14/2024	November fuel expenses	03-50-00-53006	76.69
Beabout Brock Easley, LLC	10850	11/14/2024	U.V Instrumentation	03-50-00-52000	3,674.37
Old School Property Maintenanar	10859	11/14/2024	Tested and certified two backfi	03-50-00-52000	150.00
Timber Line Electric & Control	10863	11/14/2024	Excel spreadsheet/ DMR repor	03-50-00-52000	255.00
Denali Water Solutions Llc	10853	11/14/2024	Sludge hauls week ending 11/1	03-50-00-52020	956.54
Denali Water Solutions Llc	10853	11/14/2024	Sludge hauls week ending 11/1	03-50-00-52020	1,055.06
Service Uniform Rental	10862	11/14/2024	Uniform maintenance 10/01/2	03-50-00-58075	90.70
Service Uniform Rental	10862	11/14/2024	Uniform maintenance 10/15/2	03-50-00-58075	90.70
Service Uniform Rental	10862	11/14/2024	Uniform maintenance 10/08/2	03-50-00-58075	65.70
Service Uniform Rental	10862	11/14/2024	Uniform maintenance 10/22/2	03-50-00-58075	90.70
Clerk of the Combined Court	10852	11/14/2024	Mandatory employee deductioi	03-50-00-24007	150.00
Forest Lakes Metropolitan Dist	10855	11/14/2024	October potable water	03-50-00-55010	52.71
Century Link	10851	11/14/2024	Internet@ waste plant	03-50-00-58080	257.94
Lincoln Life	DFT0000870	11/15/2024	Employee 457 Contribution	03-50-00-24003	153.60
Lincoln Life	DFT0000871	11/15/2024	Employee 457 Contribution	03-50-00-24003	862.58
Lincoln Life	DFT0000872	11/15/2024	457 Contributions	03-50-00-24003	1,408.74
Colorado Department of Reven	DFT0000876	11/15/2024	State Income Tax Withholding	03-50-00-24001	829.73
Internal Revenue Service	DFT0000873	11/15/2024	Social Security	03-50-00-24000	2,632.04
Internal Revenue Service	DFT0000874	11/15/2024	Medicare	03-50-00-24000	615.56
Internal Revenue Service	DFT0000875	11/15/2024	Federal Income Tax Withholdir	03-50-00-24002	2,547.39
Cebt	DFT0000887	11/25/2024	December health insurance pri	03-50-00-54410	8,670.98
Kubwater Resources, Inc.	10872	11/25/2024	4 drums polymer	03-50-00-51050	5,723.52
Hach Company	10871	11/25/2024	Spectrophotometer and field s	03-50-00-52000	3,000.00
Co Analytical Labs, Inc.	10869	11/25/2024	Water tests dated 11/13/24	03-50-00-51070	1,193.00
Co Analytical Labs, Inc.	10869	11/25/2024	Water tests dated 11/13/24	03-50-00-51070	423.00
Pace Analytical	10874	11/25/2024	Radium testing	03-50-00-51070	924.00
Usa Blue Book	10877	11/25/2024	Xylem miniCAS submersible pu	03-50-00-51060	490.92
Usa Blue Book	10877	11/25/2024	Xylem miniCAS submersible pu	03-50-00-51060	478.80
Usa Blue Book	10877	11/25/2024	ATC diversified SLA Monitor	03-50-00-51060	1,002.47
Pilot Travel Centers LLC	DFT0000888	11/25/2024	November fuel expenses	03-50-00-53006	124.36
Beabout Brock Easley, LLC	10867	11/25/2024	U.V. Instrumentation	03-50-00-52000	1,745.20
Sbs Services Group Llc	10875	11/25/2024	December janitorial services	03-50-00-58075	223.50
Master Quality Carts, Inc.	10873	11/25/2024	Sterring rack, alignment, sterri	03-50-00-52000	518.29
Denali Water Solutions Llc	10870	11/25/2024	Sludge hauls week ending 11/1	03-50-00-52020	945.22
T-Mobile	10876	11/25/2024	Employee phones and tablets	03-50-00-58080	617.26
Aura Sub LLC	10866	11/25/2024	Identity protection	03-50-00-54430	30.00
Clerk of the Combined Court	10868	11/25/2024	Mandatory employee deductioi	03-50-00-24007	150.00
Mountain View Electric Assn.	DFT0000891	11/25/2024	6200 New Building thru 11/01,	03-50-00-55010	16,271.00
Mountain View Electric Assn.	DFT0000891	11/25/2024	0900 W.W. Metering thru 11/1	03-50-00-55010	53.00
Mountain View Electric Assn.	DFT0000891	11/25/2024	5102 Old Building thru 11/01/	03-50-00-55010	4,009.00
JPMorgan Chase Bank NA	DFT0000892	11/27/2024	September Credit Card	03-50-00-51070	372.14
JPMorgan Chase Bank NA	DFT0000892	11/27/2024	September Credit Card	03-50-00-52000	930.28
JPMorgan Chase Bank NA	DFT0000892	11/27/2024	September Credit Card	03-50-00-58005	400.50
JPMorgan Chase Bank NA	DFT0000892	11/27/2024	September Credit Card	03-50-00-58070	258.00
JPMorgan Chase Bank NA	DFT0000892	11/27/2024	September Credit Card	03-50-00-58080	160.00
Lincoln Life	DFT0000880	11/30/2024	Employee 457 Contribution	03-50-00-24003	153.59
Lincoln Life	DFT0000881	11/30/2024	Employee 457 Contribution	03-50-00-24003	896.65
Lincoln Life	DFT0000882	11/30/2024	457 Contributions	03-50-00-24003	1,424.53
Colorado Department of Reven	DFT0000886	11/30/2024	State Income Tax Withholding	03-50-00-24001	810.49
Internal Revenue Service	DFT0000883	11/30/2024	Social Security	03-50-00-24000	2,555.44
Internal Revenue Service	DFT0000884	11/30/2024	Medicare	03-50-00-24000	603.32

Board Expense Report

Payable Dates: 11/1/2024 - 11/30/2024

Vendor Name	Payment Number	Post Date	Description (Item)	Account Number	Amount
Internal Revenue Service	DFT0000885	11/30/2024	Federal Income Tax Withholdir	03-50-00-24002	2,402.51
				Fund 03 - Wastewater Fund Total:	\$ 96,138.35

Donala Water & Sanitation District

Executive Summary

Portfolio Snapshot

Book Value (\$000):	\$6,073	Average Coupon:	3.68%	Average Maturity (years):	1.35
Market Value (\$000):	\$6,032	Book Yield:	3.62%	Average Life (years):	1.37
Gain (Loss) on Portfolio:	(\$42)	Expected Total Return:	4.34%	Effective Duration:	1.27

Market Snapshot

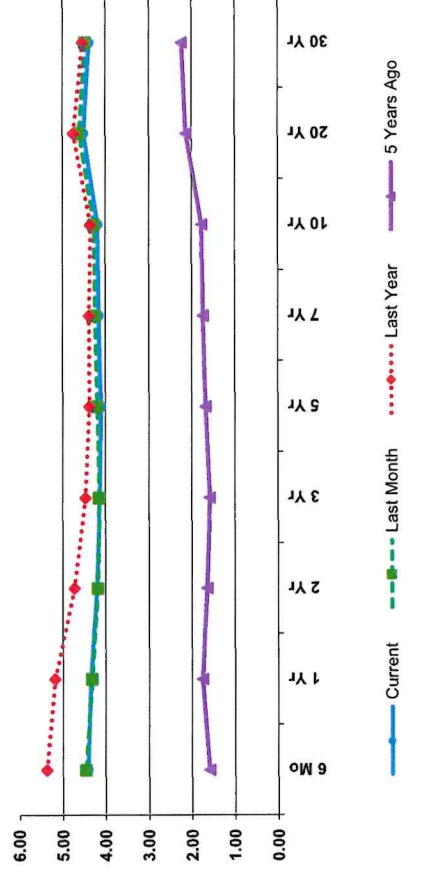
Market Brief

- Domestic growth remains positive but may moderate in the intermediate term. The labor market has experienced some re-balancing yet is still supportive of the U.S. consumer.
- Cyclical inflation rates have trended lower, with tailwinds from goods disinflation, while rent and wage inflation decline more slowly.
- The Federal Reserve has begun its easing campaign, starting with a sizeable rate cut in September. The Fed will likely institute additional rate cuts in the final quarter of 2024 and into 2025.
- Short-term Treasury yields fell as the prospect of rate cuts from the Fed became clearer, and the yield curve has recently un-inverted.
- Stock market volatility has increased, but broad stock market performance is positive for the year. We remain invested and dedicated to our diversified approach.

U.S. Treasury yields as of 11/29/2024

Maturity	Yield	Last Month	Last Year
6 month	4.41	4.45	5.36
1 Year	4.34	4.31	5.17
5 Year	4.10	4.18	4.36
10 Year	4.17	4.25	4.34
30 Year	4.37	4.46	4.52

Treasury Yield Curve History



February Election Update

December 20th – Ballots must be mailed or emailed to eligible electors who have applied under the Uniform and Overseas Citizens Absentee Voting Act.

January 3rd – DEO should have printed ballots available.

January 6th – Absentee voter ballots will be mailed out to eligible electors who have applied for an absentee ballot (not more than 72 hours after the blank ballots have been received).

January 15th – Last day to publish notice of the election. We will be sending out a flyer to every account in the district, we will post it on our website, will include the election information on each bill, and will request that the OCN publish it on their calendar as well.

January 28th – Last day to request an absentee ballot.

February 4th – Election Day: 7:00 A.M. to 7:00 P.M.

The Application for an Absent Voter Ballots is available on our website or at our office located at 15850 Holbein Drive, Colorado Springs, Colorado, 80921. You can submit your application to the DEO at the office location or email them to christinah@donalawater.gov.

NOTICE OF ELECTION

For the Donala Water and Sanitation District

A special election will be conducted on Tuesday, February 4, 2025, to allow residents of the District to vote on Director term limitations pursuant to Article XVIII, Section 11 of the Colorado Constitution.

To be able to vote in the election, you must be registered to vote in Colorado and either reside or own property in your natural person name within the boundaries of the Donala Water and Sanitation District.

Date: Tuesday, February 4, 2025

Time: 7am – 7pm

Polling location: 15850 Holbein Drive, Colorado Springs, CO 80921

Applications for an absent voter ballot can be filed with Christina Hawker, the Designated Election Official, at ChristinaH@donalawater.gov. The deadline for filing the Application is Tuesday, January 28, 2025.



Memorandum

To: Mark Parker and Jeff Hodge, Donala Water and Sanitation District
From: Joel Barber, P.E., and Allan Foster, E.I.
Reviewed: Jon Ford, P.E.
Copy to: Brett Gracely, P.E.
Date: April 20th, 2021
Project: 0968DWS Donala 2021 Professional Services
Subject: Well 7D Condition Assessment and Pump Sizing Recommendation

Purpose

Donala Water and Sanitation District (Donala) has contracted LRE Water (LRE) to conduct a condition evaluation on Well 7D and provide engineering recommendations for the re-installation of a submersible pump. The previous pump in Well 7D began producing sand and experienced a total failure when it became sand-locked and separated into two segments during a removal attempt. Additionally, sand accumulated in the bottom of the well, and after Hydro Resources conducted sand removal, approximately 50-feet of sand remains.

LRE reviewed the following data as part of the condition assessment;

- Static Water Level Data from 1994-2020,
- Pumping Water Level Data from 1994-2017,
- Discharge Rates from 1994-2017,
- Video log survey of 7D from May, 2020 and a second log from July, 2020,
- A pump replacement proposal from Hydro Resources.

Plummer Associates are subcontracted to LRE to conduct an electrical audit on Well 7D. LRE will collaborate with Plummer Associates to finalize the pump recommendations following the electrical audit.

Findings and Recommendations

After review of the available data from Donala and subsequent analyses, LRE has concluded the following:

- Well 7D is 27 years old and approaching the typical life expectancy of Denver basin wells, and is experiencing a number of issues.
- Well 7D has holes in the casing along a weld at approximately 723 feet bgs and we estimate that only 25% to 50% of the weld remains. These holes are the likely source of sand that impacted the pre-existing pump and create weak point at which the well may experience a mechanical failure. It appears the gravel pack above these holes has entered the well casing and was the cause of the old pump failure.
- The further life expectancy of the well is uncertain, and a new pump installation is at risk of failure at any moment. The most likely failure modes are:
 - Mechanical failure at the weld with holes. This failure may result in off-axial deformation of the well and a total loss of the well. We believe this is the most likely failure mechanism because the mechanical integrity of the weld is significantly compromised.
 - Development of new holes in the casing at deeper depths and sanding of the well with the remaining deeper gravel pack.
 - Sanding of the well from native sands because there is no longer a gravel pack filter in the upper portion of the well.
- There is significant biological growth in approximately the top 100 feet of screen due to oxidation during drawdown. Biological growth on the well screen is present deeper in the well, but to a lesser degree. This biological growth is likely to reduce the well efficiency and result in more drawdown for the same well yield.
- Current water levels in well 7D are in line with historical water levels, and decline of the static water level table does not appear to be significantly limiting the well yield.
- 50 feet of sand has collected in the bottom of Well 7D. Samples are not available and it is unknown if the sand is comprised predominately of gravel pack, or if there is a significant amount of formation sands as well.
- Well production records indicate that Well 7D has a potential yield in excess of 250 gallons per minute (GPM).

- The 100-hp pump proposed by Hydro Resources is oversized based on the pump specifications outlined in this memo.
- Review of operations data found Well 7D is frequently cycled for short pumping durations (less than an hour to 17 hours a cycle with no cycles in excess of 24-hours) and that well 7D was often out of operation for multiple seasons. Submersible well pumps are designed to operate continuously for extended periods, and frequent starts and stops (i.e. cycles) reduce the life expectancy of pumps while increasing energy costs.

Alternatives

LRE has identified two alternatives for well 7D;

Alternative 1: Re-Equip the existing well. Despite the age and identified issues with Well 7D, it may continue to operate. Donala may elect to set a new pump in the well, but due to the identified risks of failure, the life expectancy of Well 7D is uncertain and the well and/or pump may fail at any time. If Donala elects alternative 1 LRE recommends:

- Limiting the well yield to rates lower than the historical well yield of approximately 250 gpm to prevent new stresses from steeper gradients and higher flow velocities. This may reduce the risk of damaging the well and extend its life expectancy.
- Donala should increase the monitoring frequency of production data, discharge rates, and water levels.
- Install a pump and VFD that meet the pump specifications outlined in this memo.
- Hydro resources should provide a new pump installation proposal based on the pump specifications outlined in this memo and electrical specifications provided by Plummer Associates following their electrical audit.

Alternative 2: Drill a replacement well. If the identified risks of well failure are unacceptable, Donala may elect to drill a replacement well.

Recommendations

LRE recommends the following:

1. Donala should proceed with Alternative 2. Because the mechanical integrity of the well at 732 ft is extremely compromised, we believe the risk of mechanical failure is too high to recommend Alternative 1 and the well should be replaced.

2. Do not conduct additional well rehabilitation due to the fragile well condition. Further rehab is likely to damage the well casing or screen and cause more harm than benefit.
3. Donala should not attempt to fix the hole in the casing. The process of fixing the hole may cause more well damage and the mechanically compromised weld is unlikely to hold up during the repair process. Because the filter pack has already migrated into the well and been removed, the hole in the casing is no longer a risk of acting as a conduit for gravel pack to enter the well. Additionally, the formation material may migrate into the well through the screen slots even if the hole was fixed.
4. Donala should develop an operational plan that reduces well cycling and requires annual well operation to extend the life of the wells and pumps.

Production Data Review

LRE reviewed production data (water levels and discharge rate) available from Donala from 2013-2017 and records of four 72-hr constant rate tests conducted between 1994 and 2001. **Table 1** summarizes the well's specific capacity from construction to 2015 and **Table 2** summarizes production rates from 2013 to 2017. Specific capacity is an estimate of well yield that presents the well capacity as a unit of flow rate (GPM) per foot of water level decline. These data indicate that the well has generally maintained its capacity and yield potential.

Table 1. Recent Specific Capacity Estimated from 2013-2015

Year/Description	Specific Capacity (GPM/ft)
1994	1.5
1996	1.6
1999	1.4
2001	1.7
2013	1.1
2015	1.5
Average	1.5

Table 2. Range of Discharge Rates and Durations from 2013-2017

Statistic/Description	Discharge Rate (GPM)	Discharge Duration (Hours/day)
Minimum	167	0.1
Average	248	17.6
Maximum	333	5.4

Video Survey Review

LRE reviewed the video log surveys from Well 7D taken in May 2020 and July 2020 and found a failure in the well casing at 723 feet below ground surface. **Figure 1** shows the hole in the casing and the interval above the hole where gravel pack is now missing. LRE estimates that more than 50% of the well casing has corroded around the well, which greatly compromises the well’s mechanical integrity.

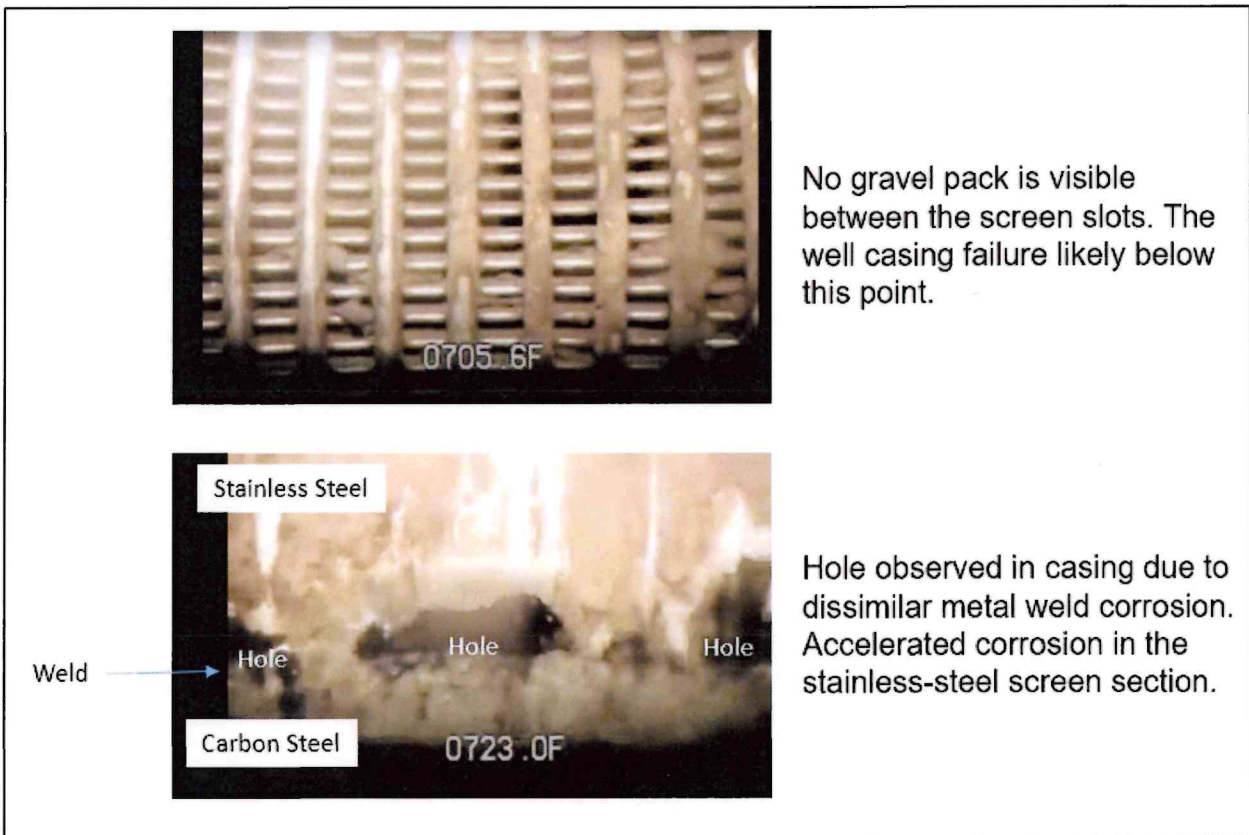


Figure 1. Missing Filter Pack and Hole in Casing from July 2020 Video Survey

These holes are likely the source of the sanding that caused the previous pump failure. There are a number of holes around the weld which are due to the dissimilar metal weld between the carbon steel blank and the stainless steel casing. We also found evidence of extensive biofouling of the well screen in approximately the top 100 feet of screen. Detailed descriptions and images of the video survey are included in **Appendix A**.

Ambient Groundwater Conditions Review

Figure 2 shows a hydrograph of recent static water level data observed at Well 7D. As shown, water levels have not declined substantially from construction.

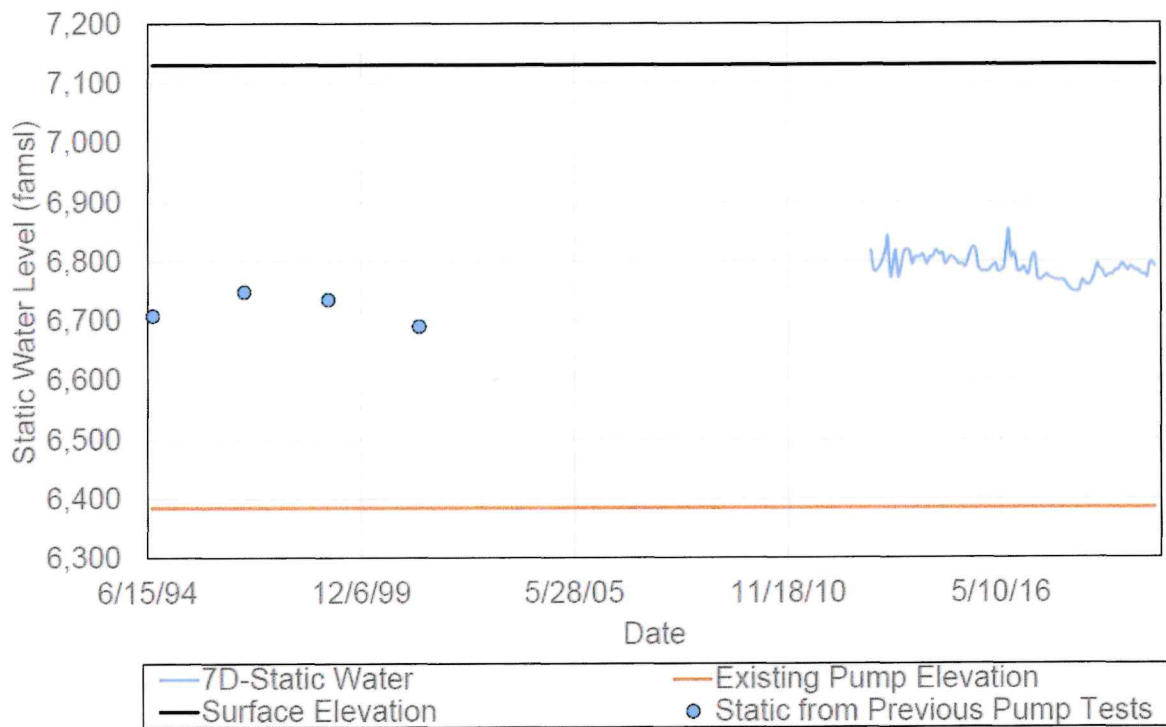


Figure 2. Static Water Level Hydrograph, Surface Elevation, and Existing Pump Elevation

The observed static water levels indicate that water level declines are not limiting the well yield potential.

Pump Specifications

LRE constructed a conceptual diagram to summarize findings, and to define each of the components needed to calculate total dynamic head (TDH) and determine the capacity of the new pump (**Figure 3**).

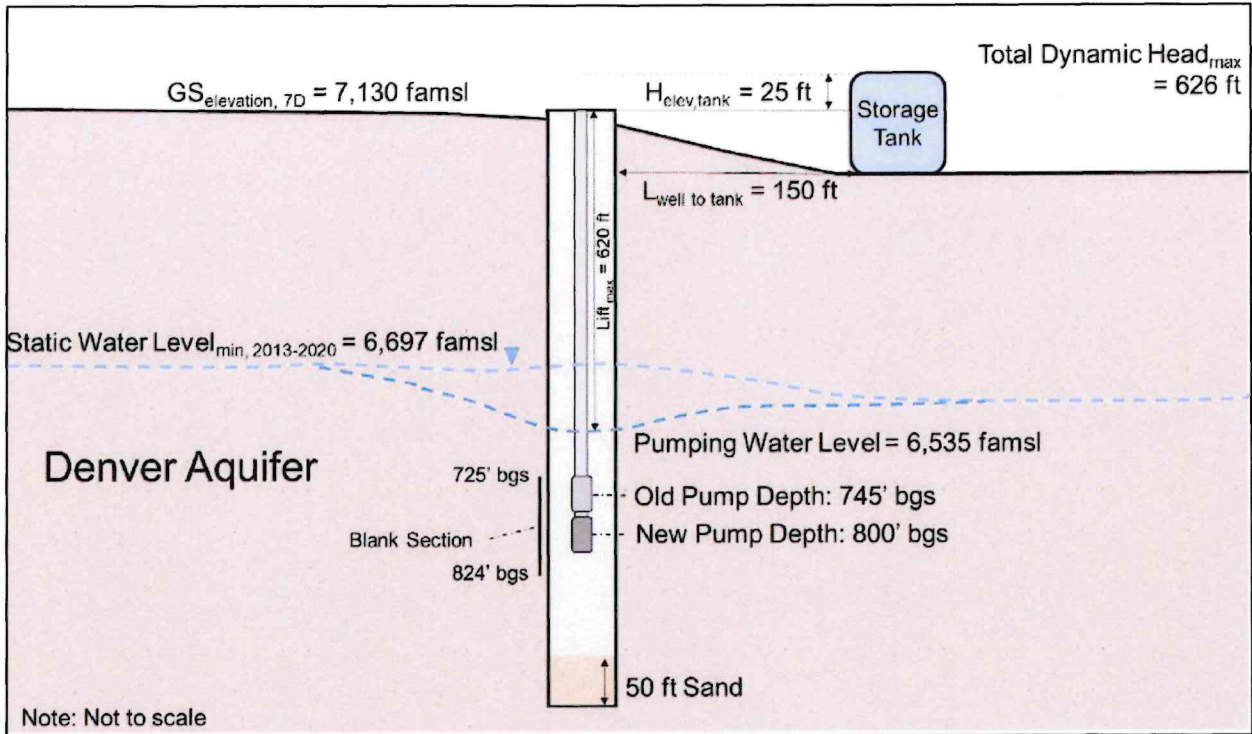


Figure 3. Conceptual Understanding of Well 7D

LRE has specified a pump depth of 800 feet, within the same blank section of the well as the pre-existing pump (blank from 720 to 820 feet below ground surface). We are not recommending lowering the pump below this blank to keep the pump above other dissimilar metal connections that may fail.

We calculated bounding pump specifications based on the following:

- minimum static water level observed,
- minimum and maximum pumping rate of 175 and 250 GPM to limit yield to the range of previous operations
- the most recent specific capacity from **Table 2**,
- 80% well efficiency to account for bio-fouling,
- 70% pump efficiency,
- the maximum lift highlighted on **Figure 3**,
- and zero-(0) system pressure because the well discharge directly to storage.

- A 0.55-foot diameter drop pipe with a length of 950 feet (intake to storage tank) to account for friction loss in transit related to welded steel.

The pump specifications are shown in **Table 3**.

Table 3. Pump Specifications

TDH (ft)	Q (GPM)	Estimated Brake Horsepower (bhp)
574.49	175	36
625.85	250	56

Note: Calculations are based on dynamic water levels determined from the most recent specific capacity of 1.54 GPM/ft, well efficiency of 80%, pump efficiency of 70%, and a minimum static water level of 6,697 fmsl

LRE recommends a pump and motor with a Variable Frequency Drive controller capable of meeting the bhp, TDH, and flow specifications in **Table 3**.

Review of Hydro Resources' Proposal

LRE reviewed Hydro Resources' proposal for re-equipping well 7D. LRE found that the 100-hp pump recommended by Hydro Resources is oversized. Hydro Resources should provide a new proposal based on the pump specifications outlined in this memo and specifications provided by Plummer Associates following their electrical audit.


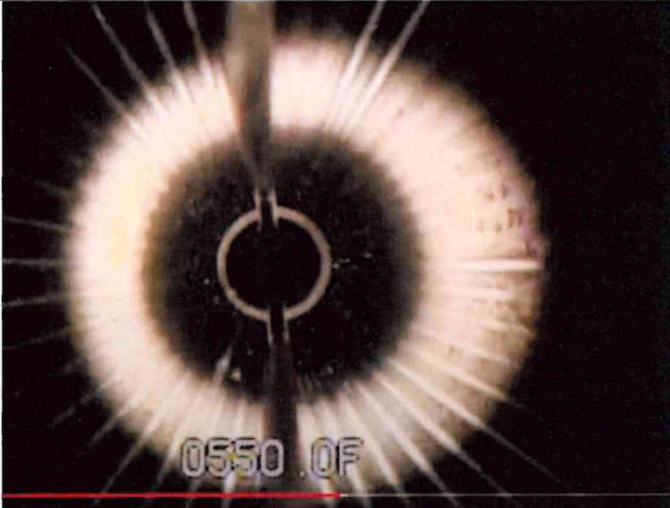

Limitations


The well condition assessment outlined in this memo is based on data LRE has collected from previous work with Donala, publicly available data, data provided by Donala, and our professional judgment. There is inherent uncertainty in subsurface work, and actual well conditions and future well performance may vary from what is presented in this memorandum.

Appendices

Appendix A – Well Video Surveys of Well 7D

APPENDIX A – WELL VIDEO OBSERVATIONS

May 2020 Well Video	Comment
	Extensive bio-fouling of the screen. Majority of screen is blocked.
	Presence of biofouling remains, appears some has potentially been removed.
	Extensive scaling in well blanks.

July 2020 Well Video	Comment
 <p>0705.6F</p>	<p>I do not see any gravel pack, failure likely below this point.</p>

July 2020 Well Video	Comment
 <p>0723.0F</p>	<p>Hole in casing.</p>

**RESOLUTION 2024-8
OF THE BOARD OF DIRECTORS OF THE
DONALA WATER AND SANITATION DISTRICT**

**A RESOLUTION CALLING FOR THE MAY 2025 REGULAR DISTRICT
ELECTION AND APPOINTING A DESIGNATED ELECTION OFFICIAL**

WHEREAS, the Donala Water and Sanitation District (the “**District**”) is a quasi-municipal corporation and political subdivision of the State of Colorado and a duly organized and existing special district pursuant to Title 32, Article 1, C.R.S.; and

WHEREAS, the terms of office of Directors Edward Miller and Wayne Vanderschuere expire after the successors are elected at the regular special district election to be held on May 6, 2025 (“**Election**”) and have taken office; and

WHEREAS, in accordance with the provisions of the Special District Act (the “**Act**”) and the Colorado Local Government Election Code (the “**Code**”) (the Act and the Code being referred to jointly as the “**Election Laws**”), the Election must be conducted to elect two (2) Directors to serve for a term of four years.

NOW, THEREFORE, be it resolved by the Board of Directors of the Donala Water and Sanitation District in El Paso County, State of Colorado that:

1. The regular election of the eligible electors of the District shall be held on May 6, 2025, between the hours of 7:00 a.m. and 7:00 p.m. pursuant to and in accordance with the Election Laws, and other applicable laws. At that time, two (2) Directors may be elected to serve a four-year term.

2. There shall be one election precinct for the convenience of the eligible electors of the District, the boundaries of which shall be identical to the boundaries of the District, and there shall be one (1) polling place at the following location:

15850 Holbein Drive
Colorado Springs, Colorado

This polling place shall also be for disabled electors and for eligible electors not residing within the District. If the Designated Election Official deems it to be more expedient for the convenience of the eligible electors of the District (who are also eligible electors in other special districts with overlapping boundaries which are conducting elections on the Election day), the Election may be held jointly with such special districts in accordance with coordinated election procedures as set forth in an agreement between all participating special districts. In such event, the election precincts and polling places shall be as set forth in such agreement. The Designated Election Official is authorized to execute such agreement on behalf of the District, which agreement shall include provisions for the allocation of responsibilities for the conduct and reasonable sharing of costs of the coordinated Election.

3. The Board of Directors hereby designates Christina Hawker as the Designated Election Official for the conduct of the Election on behalf of the District and she is hereby authorized and directed to proceed with any action necessary or appropriate to effectuate the provisions of this Resolution and of the Election Laws or other applicable laws. Among other matters, the Designated Election Official shall provide the call for nominations, appoint election judges as necessary, appoint the Canvass Board, arrange for the required notices of election, printing of ballots, and direct that all other appropriate actions be accomplished.

4. Self-Nomination and Acceptance forms are available from the Designated Election Official via email: ChristinaH@donalawater.gov. All candidates must file a Self-Nomination and Acceptance form with the Designated Election Official no earlier than January 1, 2025, nor later than the close of business on Friday, February 28, 2025.

5. If the only matter before the electors is the election of Directors of the District and if, at the close of business on March 4, 2025, there are not more candidates than offices to be filled at the Election, including candidates timely filing affidavits of intent no later than March 3, 2025, the Designated Election Official shall cancel the Election and declare the candidates elected. Notice of such cancellation shall be published and posted in accordance with the Code.

6. If any part or provision of this Resolution is adjudged to be unenforceable or invalid, such judgment shall not affect, impair or invalidate the remaining provisions of this Resolution, it being the Board's intention that the various provisions hereof are severable.

7. Any and all actions previously taken by the Designated Election Official, the Secretary of the Board of Directors, or any other persons acting on their behalf pursuant to the Election Laws or other applicable laws, are hereby ratified and confirmed.

8. All acts, orders, and resolutions, or parts thereof, of the Board which are inconsistent or in conflict with this Resolution are hereby repealed to the extent only of such inconsistency or conflict.

9. The provisions of this Resolution shall take effect immediately.

ADOPTED this ____ day of December, 2024.

DONALA WATER AND SANITATION
DISTRICT

By: _____
Wayne Vanderschuere, Chair

ATTEST:

Kevin Deardorff, Secretary

**DONALA WATER AND SANITATION DISTRICT
2025 BUDGET**

	Actual Year End 2023	Projected Year End 2024	Budget 2025
Fund starting balance	\$13,992,985	\$ 13,167,033	\$ 14,063,554
Operating revenue			
Charges for services:			
Water Sales	3,231,014	3,993,896	4,172,103
Sewer Service	2,410,645	1,591,151	1,670,709
Water Reclamation Facility Fees	-	834,685	1,027,561
Installation Fees	<u>1,850</u>	<u>-</u>	<u>-</u>
Total operating revenue	\$ 5,643,509	\$ 6,419,732	\$ 6,870,373
Non-operating revenues			
General property tax	2,177,986	2,763,104	2,651,881
Specific ownership tax	227,826	180,640	175,000
Interest income	687,630	538,308	535,000
Availability of service	2,975	2,625	2,625
Other	1,029,017	26,500	35,000
Grant proceeds	-	309,569	290,000
Capital contributions	<u>34,550</u>	<u>17,410</u>	<u>-</u>
Total non-operating revenue	\$ 4,159,984	\$ 3,838,156	\$ 3,689,506
Total revenue	<u>\$ 23,796,478</u>	<u>\$ 23,424,920</u>	<u>\$ 24,623,433</u>
Operating expenses	<u>\$ 5,327,788</u>	<u>\$ 4,542,996</u>	<u>\$ 5,005,174</u>
General & administrative expenses	<u>\$ 1,642,131</u>	<u>\$ 1,361,567</u>	<u>\$ 1,366,797</u>
Capital Projects	<u>\$ 1,365,797</u>	<u>\$ 1,242,588</u>	<u>\$ 4,260,144</u>
Long Term Debt	<u>\$ 793,658</u>	<u>\$ 749,801</u>	<u>\$ 749,178</u>
Debt reserve	<u>\$ 1,250,000</u>	<u>\$ 1,250,000</u>	<u>\$ 1,250,000</u>
Tabor	<u>\$ 250,071</u>	<u>\$ 214,415</u>	<u>\$ 318,963</u>
Contingency	<u>\$0</u>	<u>\$ -</u>	<u>100,000</u>
Total Expenditures	<u>\$ 10,629,445</u>	<u>\$ 9,361,367</u>	<u>13,050,256</u>
Fund ending balance	\$13,167,033	\$ 14,063,554	11,573,176

DONALA WATER AND SANITATION DISTRICT

**Resolution to Adopt 2025 Budget
2024-9**

A resolution adopting a budget for the Donala Water and Sanitation District, El Paso County, Colorado, for the calendar year beginning on the first day of January 2025 and ending on the last day of December 2025.

Whereas, the Board of Directors of the Donala Water and Sanitation District has appointed Jeffrey Hodge, General Manager, to prepare and submit the 2025 Budget to said governing body at the proper time, and

Whereas, Jeffrey W. Hodge, General Manager, has submitted the proposed budget by October 10, 2024 for its consideration, and;

Whereas, upon due and proper notice, published in accordance with the law, said proposed budget was open for inspection by the public at a designated place, a public hearing was held on October 10th, 2024 and on December 12th, 2024 and interested taxpayers were given the opportunity to file or register any objections to said budget, and;

Whereas, whatever increases may have been made in the expenditures, like increases were added to the revenues so that the budget remains in balance, as required by law,

Now, therefore, be it resolved by the Board of Directors of the Donala Water and Sanitation District, Colorado;

Section 1. The estimated expenditures for the budget are as follows:

Donala W & S District	
TOTAL EXPENDITURES	\$13,050,256

Section 2. The estimated revenues for the budget are as follows:

From un-appropriated surpluses	\$ 14,063,554
From sources other than tax	\$ 7,908,008
From tax levy	\$ 2,651,881
 Total Donala W & S Dist.	 \$ 24,623,433

Section 3. That the budget as submitted and herein above summarized by fund, hereby is approved and adopted as the budget of the Donala Water and Sanitation District for the year stated above.

Section 4. That the budget hereby approved and adopted shall be signed by the President and Secretary and be made a part of the public records of the District.

The proposed Budget was adopted on the 12th day of December 2024.

Wayne Vanderschuere
President

Kevin Deardorff
Secretary/Treasurer

Dated: _____

Dated: _____

DONALA WATER AND SANITATION DISTRICT

**Resolution to Appropriate Funds
2024-10**

Whereas, on December 12th, 2024, the Board of Directors adopted a Final Budget for the 2025 Fiscal year on December 12th, 2024.

Whereas, said budget was adopted in accordance with all applicable laws;

Now, therefore, be it hereby resolved:

Section 1: By adopting the budget, the Board of Directors appropriated money from and to the respective budgetary fund in the following amounts:

Donala W & S District:	\$ 24,623,433
Total Money appropriated:	\$ 24,623,433

Section 2: Submitted on this 12th day of December 2024 and approved by the Board of Directors with ____ voting for the resolution and ____ voting against the resolution.

Section 3: This resolution appropriating funds shall be signed by the President and Secretary and made a part of the public records of the District.

Wayne Vanderschuere
President

Kevin Deardorff
Secretary/Treasurer

Dated: _____

Dated: _____

Donala Water and Sanitation District
15850 Holbein Drive
Colorado Springs, CO 80921

Area A

Resolution to Set Mill Levies
2024-11

A resolution levying General Property Taxes for the year 2025 to help defray the costs of government for the Donala Water and Sanitation District, Colorado for the 2025 budget year.

Whereas, the Board of Directors of the Donala Water and Sanitation District adopted the annual budget in accordance with the Local Government budget law, on December 12th, 2024.

Whereas, the amount of money necessary to balance the budget for general operating expenses is \$ **2,646,287.39.**

Whereas, the 2025 budget year valuation for assessment for the Donala Water and Sanitation District as certified by the County Assessor is \$**124,262,180.**

Now, therefore, be it resolved by the Board of Directors of the Donala Water and Sanitation District, Colorado:

Section 1. For the purpose of meeting the general operating expenses of the Donala Water and Sanitation District during the 2025 budget year, there is hereby levied a tax of 21.296 mills upon each dollar of the total valuation for assessment of all taxable property within the district for the year 2025.

Section 2. That the Secretary is hereby authorized and directed to immediately certify to the County Commissioners of El Paso County, Colorado, the mill levies for the Donala Water and Sanitation District as hereinabove determined and set.
Adopted this 12th day of December 2024.

Wayne Vanderschuere, President

Kevin Deardorff, Sec./Treas.

Donala Water and Sanitation District
15850 Holbein Drive
Colorado Springs, CO 80921

Area B

Resolution to Set Mill Levies
2024-12

A resolution levying General Property Taxes for the year 2025 to help defray the costs of government for the Donala Water and Sanitation District, Colorado for the 2025 budget year.

Whereas, the Board of Directors of the Donala Water and Sanitation District adopted the annual budget in accordance with the Local Government budget law, on December 12th, 2024.

Whereas, the amount of money necessary to balance the budget for general operating expenses is **\$ 5,593.39.**

Whereas, the 2025 budget year valuation for assessment for the Donala Water and Sanitation District as certified by the County Assessor is **\$525,300.**

Now, therefore, be it resolved by the Board of Directors of the Donala Water and Sanitation District, Colorado:

Section 1. For the purpose of meeting the general operating expenses of the Donala Water and Sanitation District during the 2025 budget year, there is hereby levied a tax of 10.648 mills upon each dollar of the total valuation for assessment of all taxable property within the district for the year 2025.

Section 2. That the Secretary is hereby authorized and directed to immediately certify to the County Commissioners of El Paso County, Colorado, the mill levies for the Donala Water and Sanitation District as hereinabove determined and set.
Adopted this 12th day of December 2024.

Wayne Vanderschuere, President

Kevin Deardorff, Sec./Treas.

December 13, 2024

El Paso County Assessor's Office
Attn: Roger Clark
1675 W. Garden of the Gods Road #2300
Colorado Springs, CO 80907

Area A & Area B

Attached is the 2025 Mill Levy Certification for the Donala Water and Sanitation District in El Paso County, submitted pursuant to Section 29-1-113, CRS. If there are any questions on the budget, please contact Mr. Jeffrey Hodge, General Manager, at (719)488-3603. Our mailing address is 15850 Holbein Drive, Colorado Springs, CO 80921. The mill levy certified to the Assessor's Office is for general operating purposes. Based on a combined assessed valuation of 124,787,480 the property tax revenue subject to limitation is \$ 2,651,880.78. Enclosed is a copy of the current mill levy certification sent to the El Paso County Assessor's Office. Also included is the Resolution to Set Mill Levies.

I hereby certify that the enclosed are true and accurate copies of the Certification of Mill Levies sent to the Assessor's Office.

Kevin Deardorff, Sec./Treas.

December 13, 2024

Division of Local Government
Attn: Chantal Unfug
1313 Sherman St., Room 521
Denver, CO 80203

Area A & Area B

Attached is the 2025 Mill Levy Certification for the Donala Water and Sanitation District in El Paso County, submitted pursuant to Section 29-1-113, CRS. If there are any questions on the budgets, please contact Mr. Jeffrey Hodge, General Manager, at (719)488-3603. Our mailing address is 15850 Holbein Drive, Colorado Springs, CO 80921. The mill levy certified to the Assessor's Office is for general operating purposes. Based on a combined assessed valuation of 124,787,480 the property tax revenue subject to limitation is \$ 2,651,880.78. Enclosed is a copy of the current mill levy certification sent to the El Paso County Assessor's Office. Also included is the Resolution to Set Mill Levies.

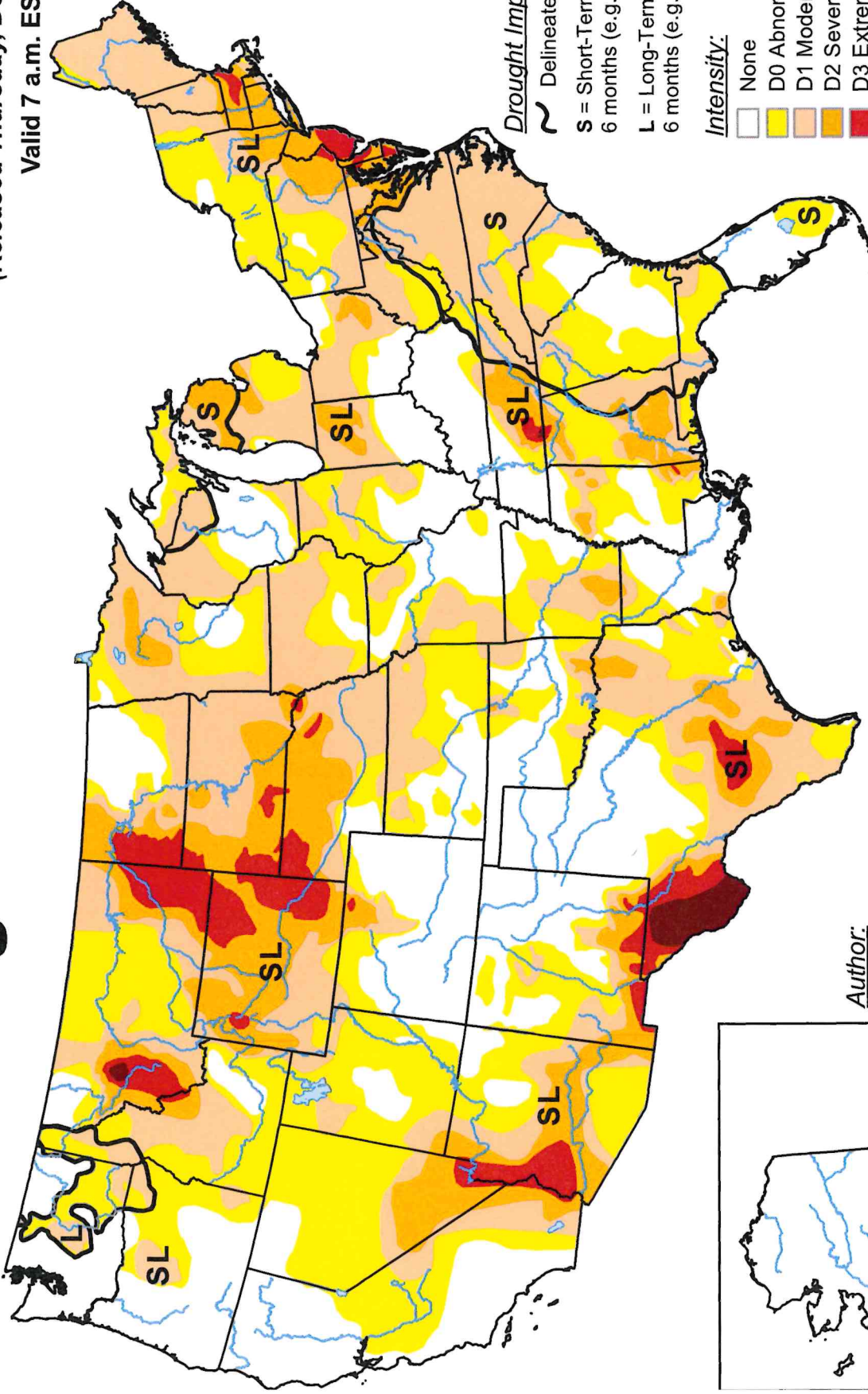
I hereby certify that the enclosed are true and accurate copies of the Certification of Mill Levies sent to the Assessor's Office.

Kevin Deardorff, Sec./Treas.

U.S. Drought Monitor

December 3, 2024
(Released Thursday, Dec. 5, 2024)

Valid 7 a.m. EST



Drought Impact Types:

- Delineates dominant impacts
- S** = Short-Term, typically less than 6 months (e.g. agriculture, grasslands)
- L** = Long-Term, typically greater than 6 months (e.g. hydrology, ecology)

Intensity:

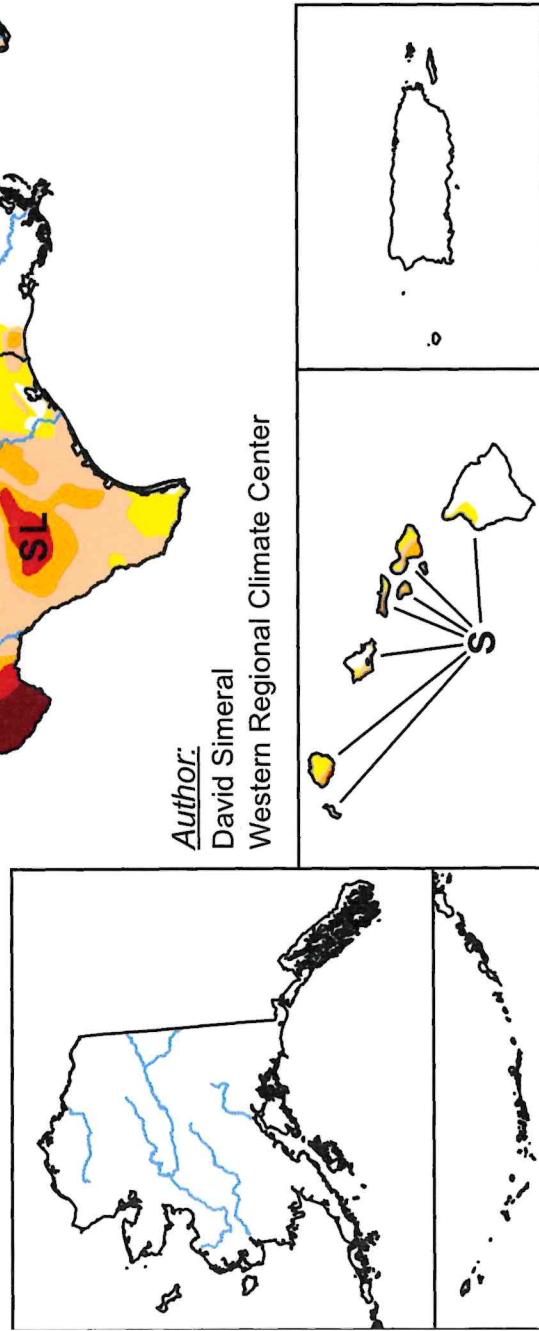
- None
- D0 Abnormally Dry
- D1 Moderate Drought
- D2 Severe Drought
- D3 Extreme Drought
- D4 Exceptional Drought

Author:
David Simeral
Western Regional Climate Center

The Drought Monitor focuses on broad-scale conditions. Local conditions may vary. For more information on the Drought Monitor, go to <https://droughtmonitor.unl.edu/About.aspx>

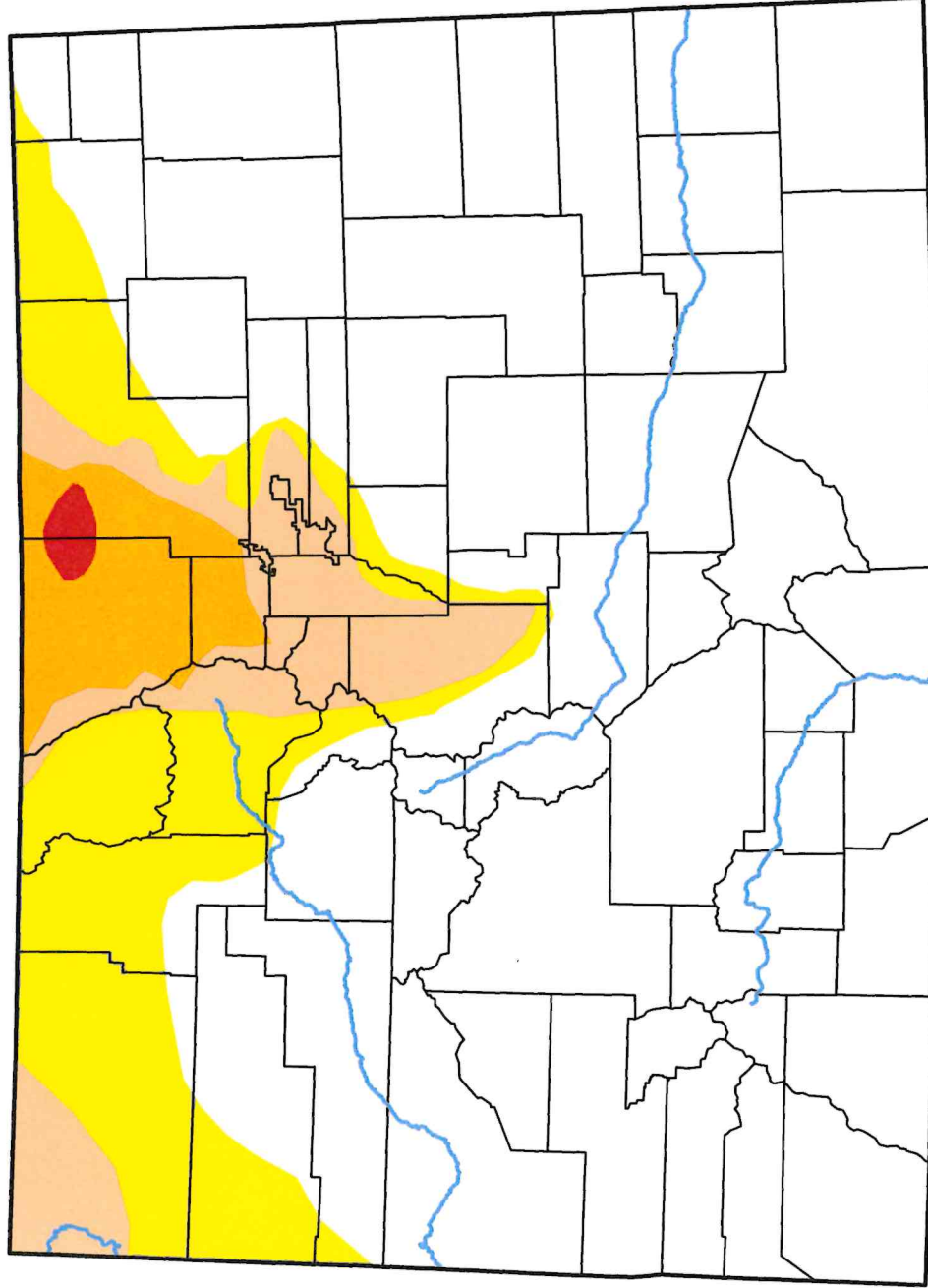


droughtmonitor.unl.edu



U.S. Drought Monitor Colorado

December 3, 2024
(Released Thursday, Dec. 5, 2024)
Valid 7 a.m. EST



Intensity:

- None
- D0 Abnormally Dry
- D1 Moderate Drought
- D2 Severe Drought
- D3 Extreme Drought
- D4 Exceptional Drought

The Drought Monitor focuses on broad-scale conditions. Local conditions may vary. For more information on the Drought Monitor, go to <https://droughtmonitor.unl.edu/About.aspx>

Author:

David Simeral
Western Regional Climate Center



DONALA WATER & SANITATION DISTRICT BOARD STATISTICS -- MONTHLY VOLUME

November 2024

1. Water Pumped	11,073,000 Gallons	
Willow Creek Water	0 Gallons	*5,000 gallons for Vac Truck
Total Water Produced	11,073,000 Gallons	
2. Backwash Robert Hull Plant	0 Gallons	
Backwash Holbein Plant	0 Gallons	
Hydrant Flush and Misc	5,000 Gallons	
Non-Revenue Water	5,000 Gallons	
3. Billable Water Produced	11,068,000 Gallons	
(Includes #1 Minus #2)		
4. Water Billed All Routes	11,062,024 Gallons	
Total Water Actually Billed This Month	11,062,024 Gallons	
Factoring in the difference in read dates using the daily average.	Gallons	
Water Billed Plus Average Use in Read Date Difference	11,062,024 Gallons	
5. %Billed vs. Distributed	99.95%	5,976 Gallons
6. Donala Waste Influent	10,562,000	44.93%
7. Triview Waste Influent	10,655,000	45.33%
8. Forest Lakes Influent	2,290,000	9.74%

	SF	MF	MF	COMM	COM	IRR	lrr Other	TOTAL	TOTAL (SFE)	Growth	
			(SFE)		M(sfe)	OTHER	(SFE)				
2023	MAY	2190	398	398	49	287	35	35	2672	2910	0.00%
	JUN	2190	398	398	49	287	35	35	2672	2910	0.00%
	JUL	2190	398	398	49	287	35	35	2672	2910	0.00%
	AUG	2191	398	398	49	287	35	35	2673	2911	0.03%
	SEP	2191	398	398	49	287	35	35	2673	2911	0.00%
	OCT	2191	398	398	49	287	35	35	2673	2911	0.00%
	NOV	2191	398	398	49	287	35	35	2673	2911	0.00%
2024	DEC	2191	398	398	49	287	35	35	2673	2911	0.00%
	JAN	2191	398	398	50	288	35	35	2674	2912	0.03%
	FEB	2191	398	398	50	288	35	35	2674	2912	0.00%
	MAR	2191	398	398	50	288	35	35	2674	2912	0.00%
	APR	2191	398	398	50	288	35	35	2674	2912	0.00%
	MAY	2191	398	398	50	288	35	35	2674	2912	0.00%
	JUN	2192	398	398	50	288	35	35	2675	2913	0.03%
	JUL	2192	398	398	50	288	35	35	2675	2913	0.00%
	AUG	2192	398	398	50	288	35	35	2675	2913	0.00%
	SEP	2192	398	398	50	288	35	35	2675	2913	0.00%
	OCT	2192	398	398	50	288	35	35	2675	2913	0.00%
	NOV	2193	398	398	50	288	35	35	2676	2914	0.03%